

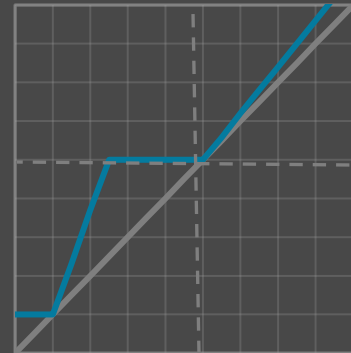
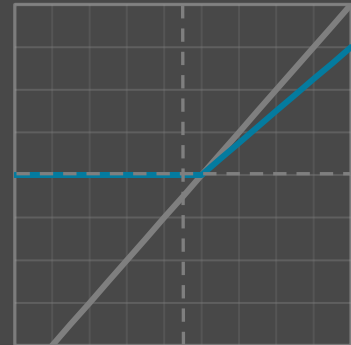
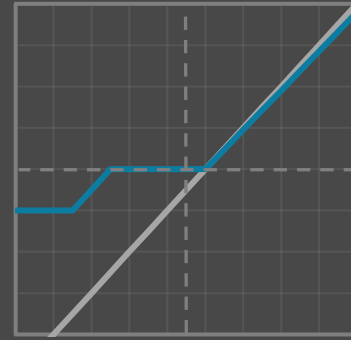
ZEGA Dividend Plus

July 2025



ZEGA
INVESTMENTS

The disciplined option



Disclosure

Information presented does not involve the rendering of personalized investment advice, but is limited to the dissemination of general information on products and services. This information should not be construed as an offer to buy or sell, or a solicitation of any offer to buy or sell the securities mentioned herein.

This presentation should not be regarded as a complete analysis of the subjects discussed. All expressions of opinion reflect the judgment of the adviser as of the date of the presentation and are subject to change.

Past performance may not be indicative of future results. Therefore, no current or prospective client should assume that the future performance of any specific investment or strategy will be profitable or equal to past performance levels. All investment strategies have the potential for profit or loss. Different types of investments involve varying degrees of risk, and there can be no assurance that any specific investment or strategy will be suitable or profitable for a client's portfolio. There are no assurances that a portfolio will match or outperform any particular benchmark.

ZEGA Investments claims compliance with the Global Investment Performance Standards (GIPS®) and has prepared and presented this report in compliance with the GIPS standards. ZEGA has not been independently verified.

Except where specifically identified otherwise, all performance data in this presentation is the performance of the Separate Account Strategy.

About ZEGA Investments LLC


- ❑ ZEGA Investments - SEC Registered Investment Advisor effective 2024 Originally part of ZEGA Financial Founded in 2011
- ❑ ZEGA Investments AUM ~\$500M+ as of 12/31/24.
- ❑ Conservative market positioning that encompasses hedged equity, alternative income, alpha generation and more
- ❑ Authors of the best-seller¹ on hedged equity: *"Buy and Hedge: The 5 Iron Rules for Investing over the Long Term"*
- ❑ Established as a source for option insights on numerous financial media
- ❑ Host of the "Broken Pie Chart Podcast"

"ZEGA partners with advisors to deliver options-based solutions that clearly define and align potential returns with an individual client's risk profile."

We combine over 140 years of trading experience with our passion to develop forward-thinking strategies that distinguish both our firm...and yours.

Never forgetting our adherence to the strictest of ethical codes."

Jay Pestrighelli, Founder & CEO



Bloomberg

yahoo!
finance

FOX
BUSINESS

THE WALL STREET JOURNAL.

Nasdaq

TheStreet.

¹ Appeared on Amazon best-seller list for 'Investing' category upon release January 2011

Meet the ZEGA team



Jay Pestrighelli
CEO,
Founder

26 years
investment
experience



Derek Moore
Chief
Investment
Officer

30 years
investment
experience



Jillian Baker
Chief
Operating
Officer

19 years
financial
experience



Mike Puck
Director of
Business
Development

18 years
investment
experience



John McDevitt
Chief
Compliance
Officer

25 years
investment
experience



Michael Snyder
Director of
Trading

15 years
investment
experience



Shane Skinner
Trading
manager

5 years
investment
experience



Soupy Chum
Operations
Manager

16 years
financial
experience



Therese Brader
Client
Services
Manager

13 years
client service
experience



Lynn Pestrighelli
Marketing
Manager

30 years
marketing
experience



Roman Ellefson
Business
Development/
Operations

4 years
financial
experience



Mateni Yim
Performance/
Data Analyst


1 year
financial
experience



*"Nothing differentiates a business more
than the people who contribute to its
success."*

Jay Pestrighelli

Dividend Plus stock selection process



ZEGA's Dividend Plus

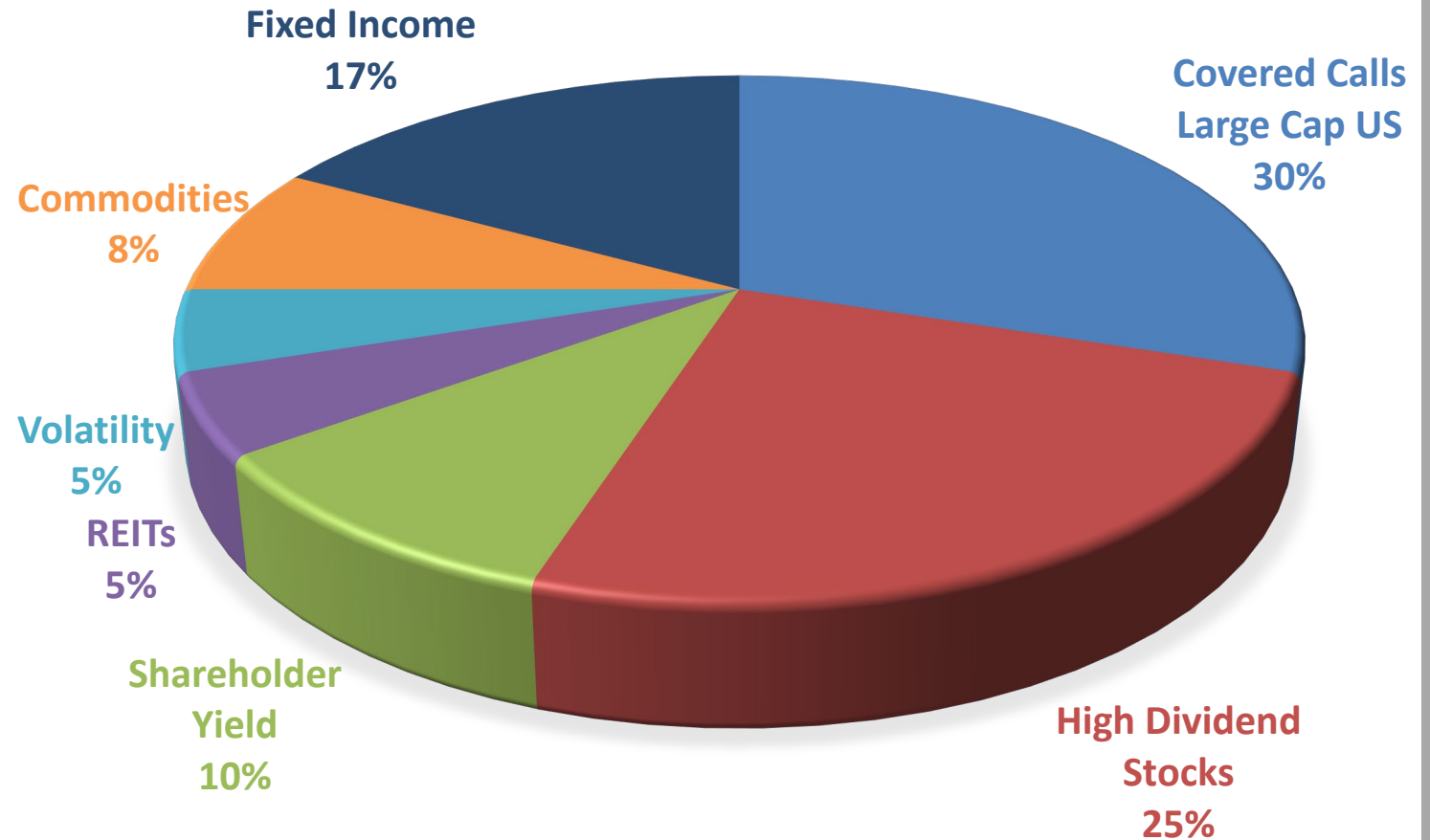
- ❑ First, we build a basket of 12 to 15 ETFs across various sectors and sub-sectors
- ❑ Selected funds offer dividends and diversification with rebalancing
- ❑ Next, we put the “Plus” in by utilizing an embedded covered call sleeve aiming at an additional 6%-8% of income
- ❑ 10% Income Target Derived from Dividends

For investors seeking added income in potentially volatile market conditions.

10%
Dividend Target

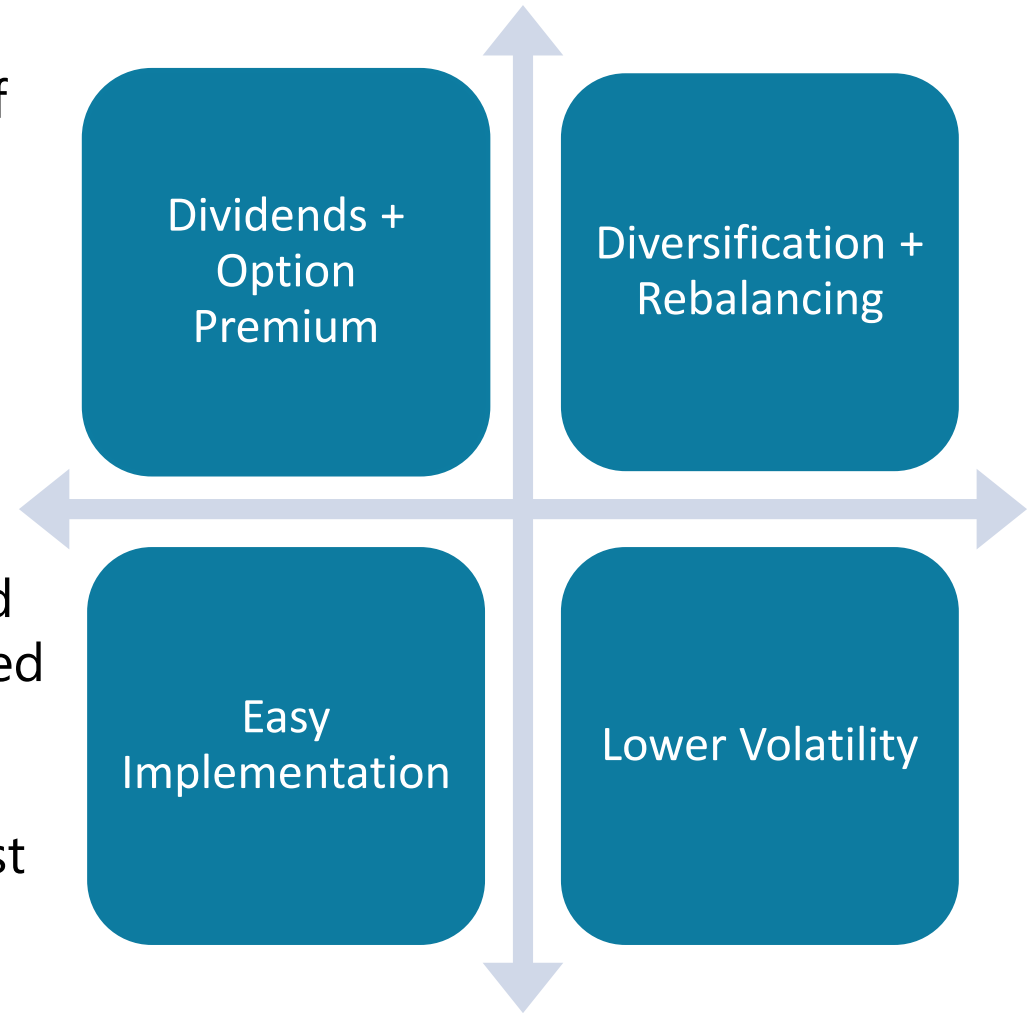
ZEGA's Dividend Plus Current Build

- ❑ Diversified across Sub-Asset Classes
- ❑ Alternatives to Generate Additional Yield
- ❑ Easy to Implement Portfolio Strategy
- ❑ Target 10% Yield While Reducing Portfolio Volatility



ZEGA's Dividend Plus Benefits

- ❑ Dividend Plus is part of ZEGAs growing list of Model Portfolios
- ❑ Easy to implement without the need for options or margin approval
- ❑ ZEGA manages, monitors, and rebalances portfolios
- ❑ Access to sophisticated high yielding covered call strategy where the complexity is contained in the funds, not your account
- ❑ High target yield offering flexibility to reinvest dividends or take current income

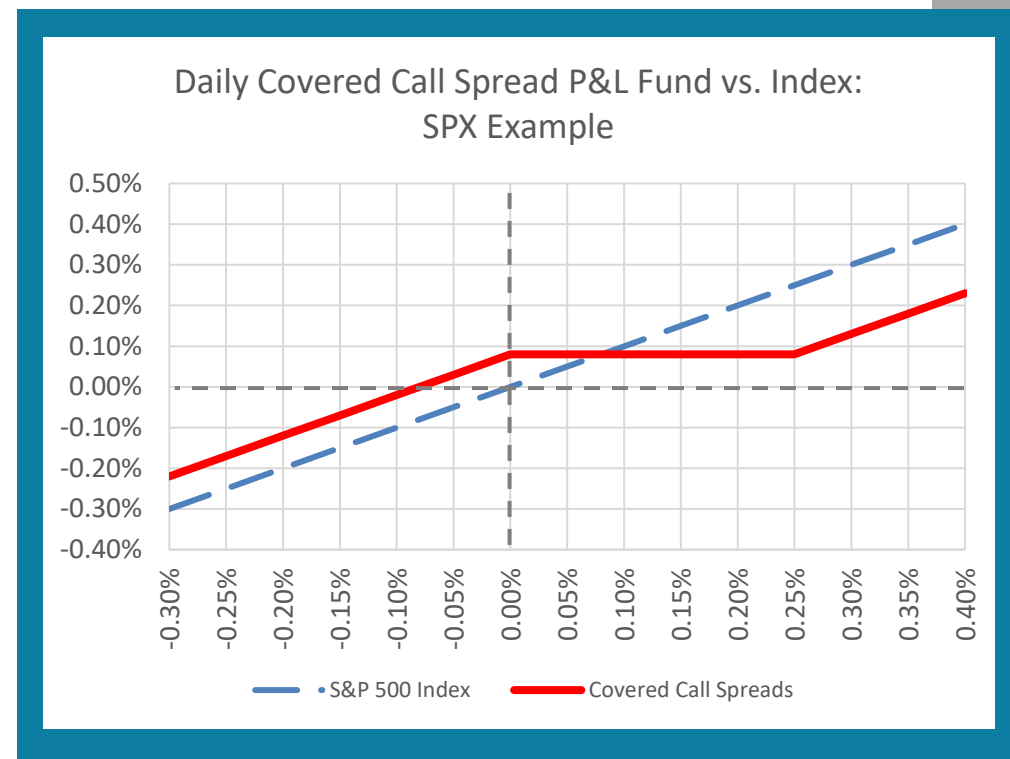


ZEGA's Dividend Plus Limitations & Risk

- ❑ On the portion of the portfolio utilizing covered call vehicles, it may lag markets during strong uptrends in exchange for higher income
- ❑ Investors choosing to take distributions may not realize the benefits of compounding dividends
- ❑ While designed to have lower volatility, market conditions at times see periods of volatility commensurate with overall markets
- ❑ Dividend Plus is better suited in qualified accounts due to taxation of dividends

Dividend Plus Covered Call Spread Premium Selling

- ❑ Hold ETFs that sell daily covered call spread on major indexes
- ❑ Selling daily premium offers potential to generate more income by selling the most expensive on a per day basis options
- ❑ Spreads used so not to hard cap potential upside allowing for some capital appreciation + income
- ❑ While only 30% of the portfolio, they can make significant contribution to target income



ZEGA Dividend Plus Through July 31, 2025

Performance Statistics


	ZEGA Investments	Russell 1000 Value Total Return
YTD Return	1.39%	6.61%
Ann Return: 1 Year	2.66%	8.79%
Cumulative Return ITD	24.99%	39.39%
Annualized Volatility	13.23%	15.26%
Sharpe Ratio	0.20	0.41

Cumulative Growth (since inception)



Monthly Performance

Year	Jan	Feb	Mar	Apr	May	Jun	Jul	Aug	Sep	Oct	Nov	Dec	YTD	YTD The Russell 1000 Value Total Return
2022									-9.74%	7.18%	7.44%	-2.44%	1.40%	2.56%
2023	3.85%	-3.66%	-1.58%	-0.43%	-6.40%	5.78%	3.86%	-1.96%	-2.26%	2.72%	4.43%	3.28%	7.03%	8.52%
2024	-0.07%	4.08%	4.46%	-3.04%	1.50%	2.27%	2.59%	1.56%	1.24%	-0.96%	3.78%	-4.19%	13.59%	14.37%
2025	2.09%	-0.01%	-2.67%	-4.27%	2.87%	2.53%	1.07%						1.39%	6.61%



For more information – including short videos,
podcasts, blog posts – on the entire family of
ZEGA strategies:

ZEGAInvestments.com

Service@ZEGAInvestments.com (email)