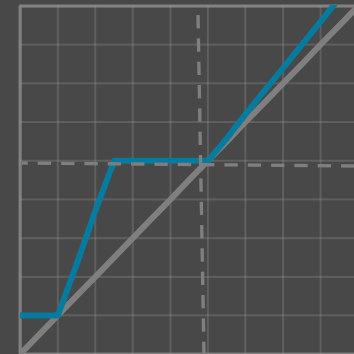

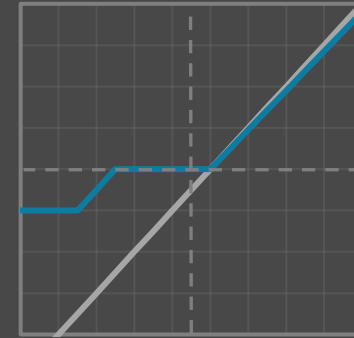


ZEGA's Dividend Max Strategy

November 2025



ZEGA
INVESTMENTS
The disciplined option



Disclosure

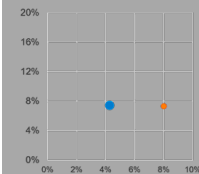
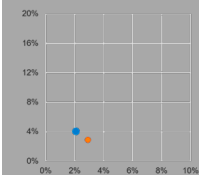
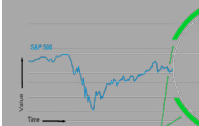
Information presented does not involve the rendering of personalized investment advice, but is limited to the dissemination of general information on products and services. This information should not be construed as an offer to buy or sell, or a solicitation of any offer to buy or sell the securities mentioned herein.

This presentation should not be regarded as a complete analysis of the subjects discussed. All expressions of opinion reflect the judgment of the adviser as of the date of the presentation and are subject to change.

Past performance may not be indicative of future results. Therefore, no current or prospective client should assume that the future performance of any specific investment or strategy will be profitable or equal to past performance levels. All investment strategies have the potential for profit or loss. Different types of investments involve varying degrees of risk, and there can be no assurance that any specific investment or strategy will be suitable or profitable for a client's portfolio. There are no assurances that a portfolio will match or outperform any particular benchmark.

ZEGA Investments claims compliance with the Global Investment Performance Standards (GIPS®) and has prepared and presented this report in compliance with the GIPS standards. ZEGA has not been independently verified.

Except where specifically identified otherwise, all performance data in this presentation is the performance of the Separate Account Strategy.



About ZEGA Investments LLC


- ❑ ZEGA Investments - SEC Registered Investment Advisor effective 2024 Originally part of ZEGA Financial Founded in 2011
- ❑ ZEGA Investments AUM ~\$500M+ as of 12/31/24.
- ❑ Conservative market positioning that encompasses hedged equity, alternative income, alpha generation and more
- ❑ Authors of the best-seller¹ on hedged equity: *"Buy and Hedge: The 5 Iron Rules for Investing over the Long Term"*
- ❑ Established as a source for option insights on numerous financial media
- ❑ Host of the "Broken Pie Chart Podcast"

"ZEGA partners with advisors to deliver options-based solutions that clearly define and align potential returns with an individual client's risk profile."

We combine over 140 years of trading experience with our passion to develop forward-thinking strategies that distinguish both our firm...and yours.

Never forgetting our adherence to the strictest of ethical codes."

Jay Pestrighelli, Founder & Executive Chairman



Bloomberg

yahoo!
finance

FOX
BUSINESS

THE WALL STREET JOURNAL.

Nasdaq

TheStreet.

¹ Appeared on Amazon best-seller list for 'Investing' category upon release January 2011

Meet the ZEGA team



Derek Moore
CEO | CIO

30 + years
investment
experience



Jay Pestrichelli
Executive
Chairman

27 years
investment
experience



Jillian Baker
Chief
Operating
Officer

20 years
financial
experience



Mike Puck
Director of
Business
Development

19 years
investment
experience



John McDevitt
Chief
Compliance
Officer

25 years
investment
experience



Michael Snyder
Director of
Trading

15 years
investment
experience



*"Nothing differentiates a business more
than the people who contribute to its
success."*

Jay Pestrichelli



Shane Skinner
Trading
Manager

5 years
investment
experience



Soupy Chum
Operations
Manager

16 years
financial
experience



Therese Brader
Client
Services
Manager

14 years
client service
experience



Lynn Pestrichelli
Marketing
Manager

30 years
marketing
experience



Roman Ellefson
Business
Development/
Operations

4 years
financial
experience



Mateni Yim
Performance/
Data Analyst

1 year
financial
experience



Makai Elep
Institutional
Relationship
Manager

5 years
financial
experience

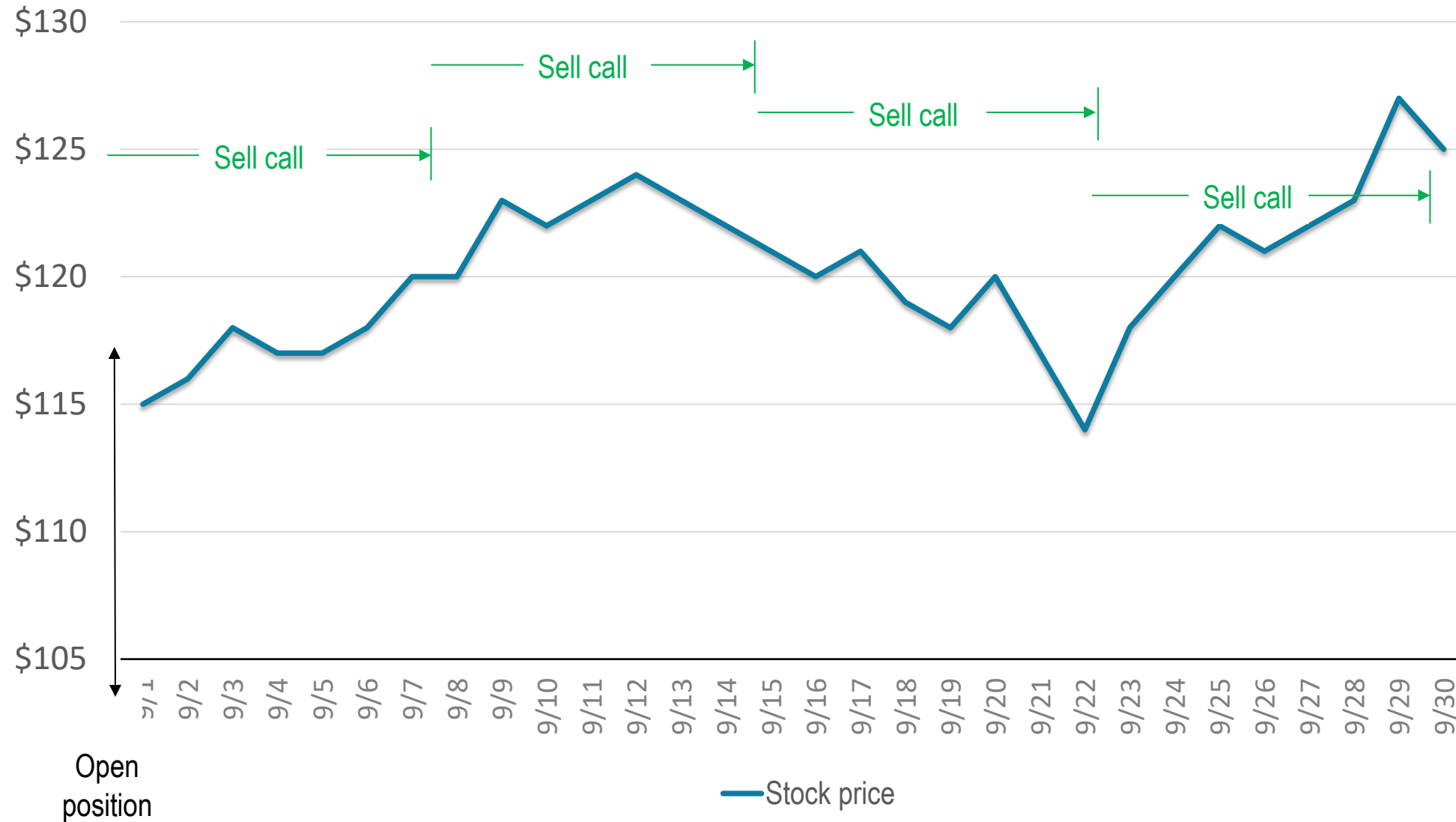
Dividend Max – Basket of ETFs for Alt Income

- ❑ Actively managed **Basket of ETFs** constructed with options on a single ticker with the intention of **delivering outsized dividend yields**.
- ❑ Strategy designed to **convert option volatility** to cash flow
- ❑ Using short-term and near-the-money **option selling**, Puts, Calls or Spreads.

The strategy looks to **take advantage of the natural time decay** of options

- ❑ Some positions may use a **replication of a covered call** strategy.

A review of Covered Calls



Portfolio Composition of ETFs

1. Short Put + Long Call = Long Stock Position
2. Short Call = Income
3. Treasuries = Collateral & Additional Income

Synthetic
Covered
Call

Results:

- Covered call strategy
- Monthly income potential
- Short out-of-the money call allows some upside participation
- All options are backed by the Options Clearing Corporation (OCC)
- No leverage
- No stock gets called away

ETF Dividend Max

- ❑ Dividend Max : **Holds high dividend yielding ETFs** that primarily institute synthetic covered calls, covered call strategies or other options tactics.
- ❑ Funds **generate income** from a combination of selling covered call premium and any available capital appreciation
- ❑ Diversify Across **Stocks, Commodities and Bonds**
- ❑ High Income Focused

Risks

- ❑ Portfolio should move inline with a **70/30 portfolio** or a **90/10 portfolio**
- ❑ The covered call ETFs are not downside protected
- ❑ Some of the ETFs are invested in **tech stocks**, tech stocks can be more volatile than the S&P500 at times
- ❑ If the portfolio uses margin, the fluctuation in value will magnify by the percentage of leverages used. For example, a portfolio with 50% margin balance will fluctuate 100% more than a non-margined account

Target Yield of:

up to

30%+

Use Case: ETF Build Enhancement

Adding a slice of income to an ETF build

	Allocation	Yield	Volatility
ETF Dividend Build	100%	4%	20%
ETF Dividend Build	75%	4%	20%
ZEGA ETF Dividend Max	25%	35%*	50%**
Weighted Result		11.75%	24.5%

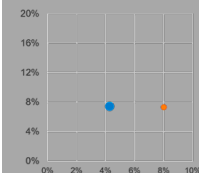
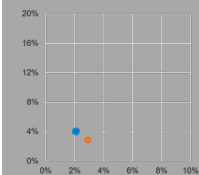
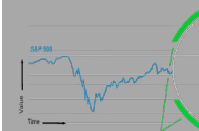
*Assuming 50% Yield (Target)

**Assuming Volatility of 30%

For clients who can handle the increase in volatility, the dividend can almost triple with a 25% Dividend Max allocation

ZEGA ETF Dividend Max Summary

- ❑ **High Income** Focus
- ❑ **Dividend yield is different than Total Return**
- ❑ ETFs carry same **downside risk** of stocks, minus options premium
- ❑ Diversify Across **Stocks, Commodities and Bonds**
- ❑ Strategy does **not need options or margin approval**
- ❑ Strategy can be run in UMA or SMA format

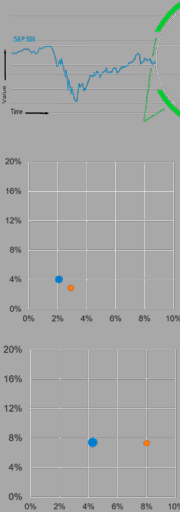


ZEGA-ETF Dividend Max Through November 30, 2025

Performance Statistics


	ZEGA Investments	CBOE NASDAQ-100 BuyWrite Index
YTD Return	8.12%	22.12%
Ann Return: 1 Year	6.29%	19.21%
Cumulative Return ITD	47.99%	75.35%
Annualized Volatility	12.30%	12.04%
Sharpe Ratio	1.02	1.60

Cumulative Growth (since inception)



Monthly Performance

Year	Jan	Feb	Mar	Apr	May	Jun	Jul	Aug	Sep	Oct	Nov	Dec	YTD	CBOE NASDAQ-100 BuyWrite Index (BXN)*
2023					8.16%	6.86%	3.98%	-3.22%	-3.85%	-2.23%	7.36%	4.72%	22.93%	14.83%
2024	-1.20%	5.52%	4.43%	-4.94%	3.56%	0.55%	-0.89%	-0.51%	1.75%	-0.95%	5.76%	-1.69%	11.35%	25.05%
2025	2.55%	-2.73%	-3.14%	-0.45%	5.33%	4.43%	0.75%	0.06%	2.97%	1.06%	-2.58%		8.12%	22.12%



For more information – including short videos,
podcasts, blog posts – on the entire family of
ZEGA strategies:

ZEGAInvestments.com

Service@ZEGAInvestments.com (email)