



"The New Standard in Personalized
Wealth Management"

ELLIOTT WEALTH MANAGEMENT SERVICES, LLC

QUARTERLY ECONOMIC UPDATE
3RD QUARTER 2019

October 2019
Christopher Calandra
Certified Financial Planner™



After some concerns and declines during the summer, major equity markets showed advances in the month of September and finished positive for the third quarter of 2019. The S&P 500 ended the month about 1.7% higher, and up by 1.2% for the quarter. The Dow ended 1.9% and 1.2% higher for the month and quarter, respectively. (Source: Yahoo Finance 9/30/2019)

Some prominent investment themes from earlier in the year continued to surface in the third quarter producing volatile trading, but at the quarter's end had no real impact. The U.S.-China trade conflict continued to capture investors' attentions and fluctuated equity markets. The quarter also included the Federal Reserve's lowering of rates in September for the second time this year. The combination of these events with slowing global economic growth and interest rates produced an inverted yield curve, which is a sign for some of economic downturns. Despite all of this, equity markets still rewarded patient investors. (Source: Morningstar.com 9/30/2019)

In a quarter ending news release, the NASDAQ stated that, "As investors prepare for U.S. corporations to report financial results next month, they could look past recent sluggish growth and find comfort as earnings look set to rebound after the third quarter." Some strategists argue that just a small amount of economic growth should be enough to support better profit growth, which could help justify high market valuations. "People are overestimating the negative from trade and underestimating the lagged response from a lot of policy easing," said Jim Paulsen, chief investment strategist at The Leuthold Group in Minneapolis. "It could affect what corporations say when they look ahead," he said. Recent economic data



Chart Source: Bigcharts.com; marketwatch.com

MONEY RATES		
(as posted in Barron's 10/7/2019)		
	LATEST WEEK	YR AGO
Fed Funds Rate (Avg. weekly auction -c)	1.88%	2.03%
Bank Money Market -z	0.22%	0.20%
12-month Cert -z	0.82%	0.78%

c- Annualized yields, adjusted for constant maturity, reported by the Fed Reserve on a weekly average basis. z - Bankrate.com (Source: Barron's; bankrate.com)

has been mixed, with reports on U.S. labor and housing upbeat, but others disappointing. (Source: NASDAQ.com 9/30/2019)

Investors are still enjoying the longest bull market ever, but two camps of thought still continue to exist. One camp points to the fact that based on historical numbers, like price earnings, that equities are highly overvalued and overpriced. The other camp insists that we are still in a “TINA” market, meaning, **There Is No Alternative** to stocks. This group feels that until rates rise significantly, this will remain true and that means there could be significant upside in the current market. Equities are not cheap and even the savviest of investors need to have a watchful eye on risk. As financial professionals, we assist clients by providing ideas and suggestions based on their personal circumstances. Short-term interest rates and cash equivalent yields are still historically low. Our goal is to focus on each client’s timeframes and goals.

Interest Rates Are Still in the Spotlight

On Wednesday, September 18, the Federal Reserve lowered interest rates for the second time in the third quarter by 25 basis points down to a range of 1.75-2%. This reduction was after a similar rate cut as a result of their July session. Prior to July, the Fed had raised rates over nine times since December 2015. The reasoning for this most recent rate cut was weakening exports and low inflation. This quarter’s two rate cuts were the first time in over a decade that the Fed lowered interest rates.

Despite low unemployment rates, robust job gains and strong household spending, the central bank’s monetary policy committee stated, “...business fixed investment and exports have weakened. On a 12-month basis, overall inflation and inflation for items other than food and energy are running below 2 percent.” (foxbusiness.com 9/18/2019)

Fed Chairman Jerome Powell reaffirmed that the Fed will, “act as appropriate to ensure that the expansion

Key Points

1. **Volatility continued to be elevated in Q3 and looks to remain prevalent in Q4.**
2. **Interest rates are still in the spotlight as Fed cuts rates second time in 2019.**
3. **Consumer confidence remains strong but tariff’s bring caution and concern.**
4. **Trade War and tariffs between China and the U.S. key factor in market uncertainty.**
5. **U.S. and global political uncertainty remain a key item to watch.**
6. **Now is the ideal time to revisit your personal objectives and the strategies to achieve them.**

remains on track.” It appears that the Fed made this recent rate cut as a proactive move toward ensuring the economy remains on the road to recovery.

Even with interest rates dropping, President Trump is continuing his push to lower them even more, even into the negative realm, believing that this would continue to boost the economy. While analyst do not think this will take place, major banks, such as JPMorgan Chase, are looking it this scenario.

“I don’t think we’ll have zero rates in the U.S. but we’re thinking how to be prepared for it as a normal course of risk management,” he said.

What does a negative interest rate mean to investors?

“In a topsy-turvy world of negative interest rates, borrowers win and get paid while savers are penalized,” stated Ryan Sweet, an economist at Moody’s Analytics. (*nbcnews.com; 9/29/19*)

In this scenario, lending institutions would potentially have to increase fee-based income that they make on mortgages, checking account fees, and ATM charges.

Interest rates will continue to be on the forefront of our “watch” list.

Consumer Confidence

A notable point for the third quarter is that in September, U.S. consumer confidence fell to 125.1, down from 134.2 in August. This drop was the biggest in nine months. Lynn Franco, Senior Director of Economic Indicators at the Conference Board stated, “The escalation in trade and tariff tensions in late August appears to have rattled consumers.” He continued, “However, this pattern of uncertainty and volatility has persisted for much of the year and it appears confidence is plateauing.” Franco continued, “Consumers were less positive in their assessment of current conditions and their expectations regarding the short-term outlook also weakened. While confidence could continue hovering around current levels for

months to come, at some point this continued uncertainty will begin to diminish consumers’ confidence in the expansion.” (*CNBC.com; 9/24/19; Bloomberg.com 9/24/19*)

Despite the dip in consumer confidence, the trend still appears to be that the consumer will support the current U.S. expansion, although spending may be more moderate.

Media Magnification and The Inverted Yield Curve

A quick way to spook many investors is to utter these three words, “inverted yield curve.” The third quarter of 2019 experienced the demonized inverted yield curve, sparking fears of a recession.

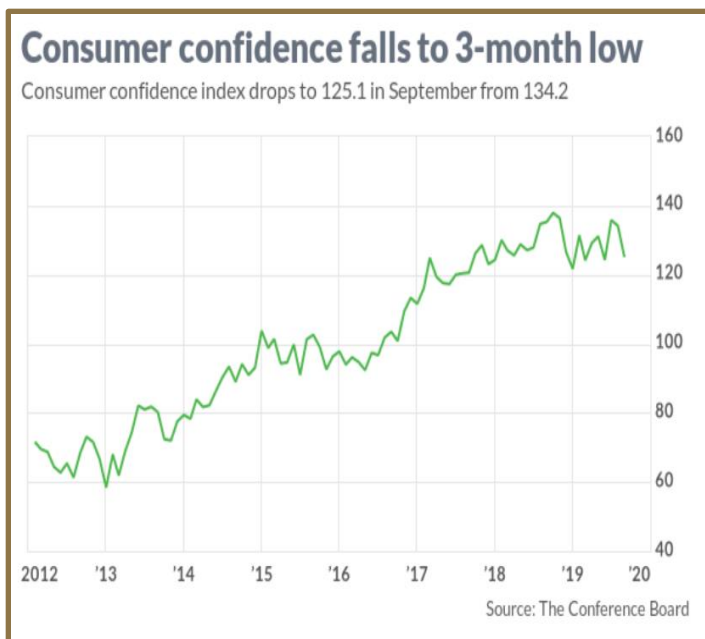
In brief, a “normal” yield curve has an upward arc. An inverted yield curve is just that, a curve that slopes downward. This shows that interest rates on short-term bonds is higher than some longer-term bonds.

In August for the first since 2007, the spread between the 2-year and 10-year treasury yields turned negative. The 30-year treasury bond yield dropped below 2%. Historically, this has transpired prior to every U.S. recession in the last 50 years. (*foxbusiness.com 9.18.2019*)

This inverted yield curve lasted briefly but the theory behind what it potentially hails has resonated in the minds of many investors. The media is doing an excellent part in keeping the fear of a recession at the forefront of many investor’s thoughts.

It is important to maintain mental independence from influences that may create a negative emotional response that may trigger you to make impulsive decisions.

Too often emotion, not logic, can overshadow investing habits, so the first step in declaring this mental independence is realizing how these influences,



known as biases, affect us. Sometimes, the closer you put a short-term lens to your investments, the more likely you consider decisions that deviate from your long-term strategy.

Global Economy and Political Concerns

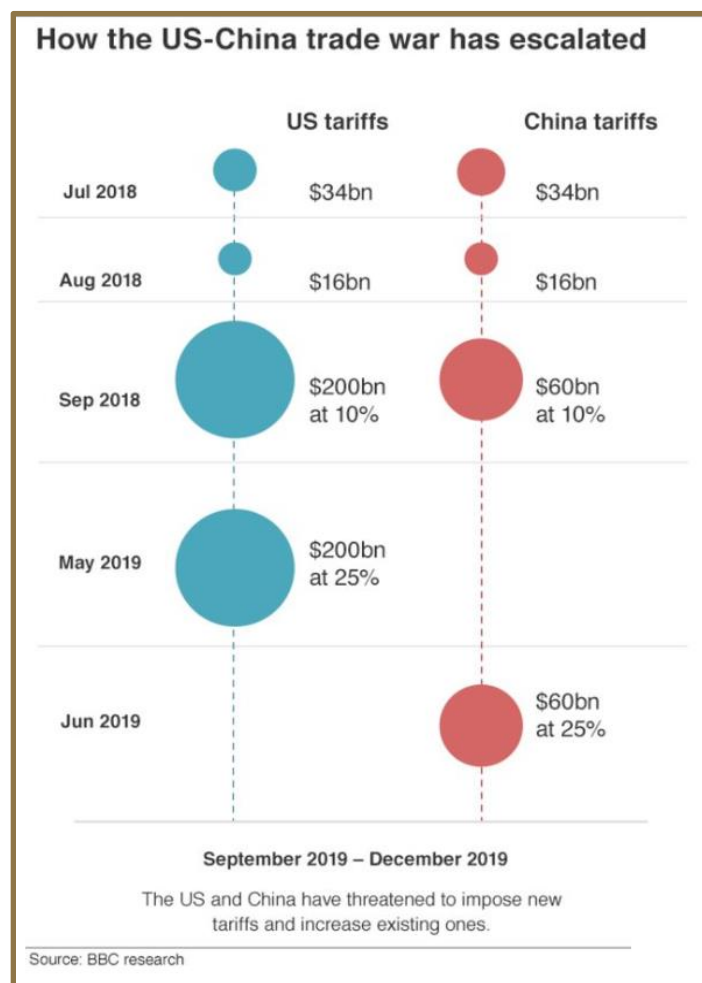
The third quarter of 2019 opened with the yuan, China's currency, falling below 7 yuan to the U.S. dollar. This was the first time since 2008. This drop was as a result of President Trump threatening to add an additional 10% tariff on over \$300 billion worth of Chinese imports. This set the stock market into a fast plunge of over 950 points on August 5, the steepest drop yet in 2019. This dive also marked the sixth biggest point drop in the DJIA's 123-year history. (*nypost.com, 8/2019*)

Then in September, the President excluded hundreds of items from the 25% duty imposed on Chinese imported goods. Analysts suspect this was to help businesses that have been feeling the sting of the tariffs. Then, on Friday, September 27th, the potential of the U.S. limiting portfolio investments in China sent unsettling vibrations in the stock market, only to be quelled on the next Monday the 30th, with Treasury Department Spokeswoman Monica Crowley stating that, "The administration is not contemplating blocking Chinese companies from listing shares on U.S. stock exchanges at this time."

(*Bloomberg.com 9/30/19*)

According to Neil Bradley, U.S. Chamber of Commerce Executive Vice President and Chief Policy Officer, "Rising tariffs and policy uncertainty are preventing midsize businesses — who employ millions of Americans — from investing and growing." (*politico.com 9/19/2019*)

Tariffs and trade issues could affect equities, so investors should continue to monitor them. The U.S. and China are the world's largest economies and a disruption in their symbiotic relationship could affect economies globally.



The United States and China will commence trade talks once again in October. An ideal scenario would be a trade-war resolution by 2020 but the remains to be seen.

In addition to the ongoing trade wars, the United Kingdom is set to leave the European Union (EU) on October 31. How Brexit may affect global markets is still of concern and an item that needs to be carefully watched.

Political uncertainty, including the 2020 elections, also need to be watched as an item of discomfort. As financial professionals, our primary focus is on how the political landscape affects investment markets. We will be keeping an eye on global activities and how it may affect you.

Corporate Earnings

As you may know, corporate earnings are a key indicator of the stock market performance. Stock prices typically rise when quarterly earnings reports meet or exceed market expectations and conversely, tends to lower prices when reports show unrealized expectations in earnings.

Weak corporate profits could be what finally convince investors to start pulling back on stocks, especially if companies start to lower their outlooks for the fourth quarter and 2020. The ripple effect of the trade war and tariffs is seeping into U.S. corporate earnings and therefore they need to be watched carefully.

(CNN Business 9/30/2019)

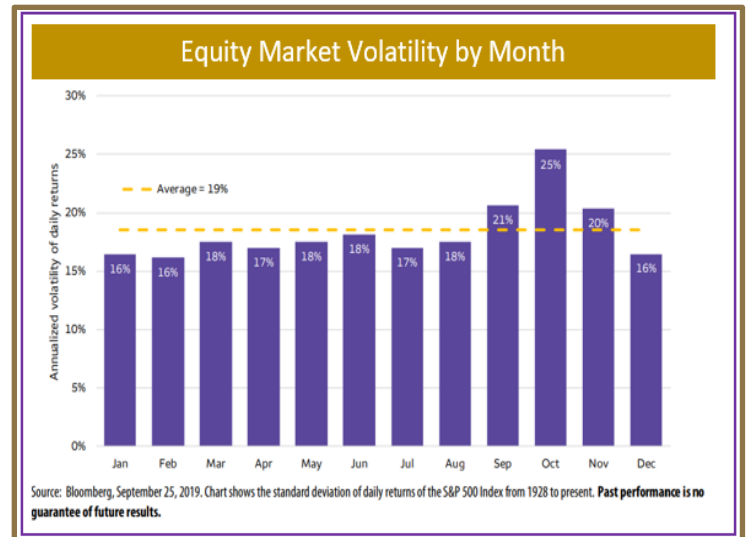
Market Outlook for Q4

The month of October has seen five of the stock market's worst 10 days, including 1987's more-than 20% single day drop. However, overall, October typically ends as an average month for the market.

What will the last quarter of 2019 bring?

Last year, U.S stock market volatility reached near-record levels. You can never predict the stock market forecast. What we do know, however, is that the trade war with China and political uncertainty have affected the markets and volatility remains.

As shown in the chart of monthly market volatility, which tracks the standard deviation of daily returns of the S&P 500 dating back to 1928, October has historically been the most volatile month for U.S. equity markets. November is also one of the more volatile months. Seasoned investors understand that volatility is a part of the investment experience. They also understand that more important than the volatility is an investor's response to that volatility. Sometimes volatility is a sign of heightened risk, but at other times volatility is just a normal part of investing. Market



volatility is possibly one of the most misunderstood concepts in investing. Simply put, market volatility is a statistical measure of when the equity markets rise or fall sharper than usual within a short period of time.

Once again, we are suggesting that in these confusing times it is best to proceed with caution. With fall being a historically volatile time period, we think it could be helpful to continue our theme of sharing strategies to consider during volatile times.

**PROCEED
WITH
CAUTION**

Strategies for Investors During Market Volatility

✓ **Revisit your financial goals and objectives.**

Investors should always put their primary focus on their own personal goals and objectives. When equity markets become volatile sometimes even the best investors become not just concerned, but unnerved. It's important to keep perspective when markets are volatile. It is very important that you understand your

situation and your financial plan. Letting your emotions drive your decisions can be costly. Here are strategies that money managers consider when making decisions.

Always allocate your investments to match your risk tolerance.

- If possible, add money to your investments regularly and try to increase your additions during downturns.
- It's nearly impossible to always time the market right (sell when you think the markets are at their peak), so have a strategy.
- Accept that volatility is inherent to investing, but not something to stress about for long-term investors.
- Consider avoiding or ignoring nightly financial news.
- Always try not to make any emotional decisions.
- Don't obsessively check your investments. With nearly everything at our fingertips now with smart phones, including our investments, it can be very easy and addictive to check them daily, or even multiple times a day. Much like opening the refrigerator over and over again isn't going to change what's inside it, checking your investments obsessively isn't going to alter whether or not your stocks are going up or down.

If you are concerned with your investments or goals, or your risk tolerance levels have changed, please call us and we would be happy to discuss these with you.

We focus on YOUR personal goals and strategy.

During volatile times, it is always wise to have realistic time horizons and return expectations for your own personal situation and to adjust your investments accordingly.



**Remember the Three "Cs":
Confident, Comfortable and Consistent**

Now is the time to make sure you are **confident with your plan.**

Peaks and valleys have always been a part of financial markets and it's likely this pattern will continue. Being confident in the decisions you've made after careful planning can help prevent you from making any emotionally charged decisions when the markets fluctuate.

Now is the time to make sure you are **comfortable with your plan.**

As mentioned earlier, equity markets will continue to move up and down. Even if your time horizons are long, you could see short-term downward movements in your portfolios. Each type of investment poses a certain level of risk and offers a level of potential reward. It's always wise to regularly evaluate your portfolio and what level of risk exposure you are comfortable with.

Now is the time to make sure you are consistent with your plan.

Stay the course. You've carefully created a plan for your realistic financial goals. Don't let media magnification or emotional moves affect or influence you to sway from it.

Remember the words of Jack Bogle:

“Stay the course, no matter what happens, stick to your program. I’ve said ‘stay the course’ a thousand times and I meant it every time. It is the most important single piece of investment wisdom I can give to you.”

A financial plan is only as good as your ability to consistently follow it.

We are here for you!

Our advice is not one-size-fits-all. We will always consider your feelings about risk and the markets and review your unique financial situation when making

recommendations. If you would like to revisit your specific holdings or risk tolerance, please call our office or bring it up at our next scheduled meeting. If you ever have any concerns or questions, please contact us!

We pride ourselves in offering:

- consistent and strong communication,
- a schedule of regular client meetings, and
- continuing education for every member of our team on the issues that affect our clients.

A skilled financial advisor can help make your journey easier. Our goal is to understand our clients’ needs and then try to create a plan to address those needs.



Please share this article with others!


This year, our goal is to offer services to several other clients just like you! If you would like to share this article with a friend or colleague, please call **Lindy Brock at Elliott Wealth at 888-959-5904 ext. 4**

HELP US
Help others
PLEASE SHARE

and she would be happy to assist you!

HELP US
Help others
PLEASE SHARE

“The individual investor should act consistently as an investor and not as a speculator.”
-Ben Graham



Benjamin Graham was an investor, economist, and professor. He is widely known as the “father of value investing,” who wrote, “The Intelligent Investor”. Warren Buffet cites Graham as a major influencer in his life.


Securities offered through SagePoint Financial, Inc., member FINRA/SIPC. Insurance services offered through Elliott Wealth Management Services, LLC, a registered investment advisor not affiliated with SagePoint Financial, Inc. Member FINRA/SIPC

Note: The views stated in this letter are not necessarily the opinion of SagePoint Financial, Inc., and should not be construed, directly or indirectly, as an offer to buy or sell any securities mentioned herein. Investors should be aware that there are risks inherent in all investments, such as fluctuations in investment principal. With any investment vehicle, past performance is not a guarantee of future results. Material discussed herewith is meant for general illustration and/or informational purposes only, please note that individual situations can vary. Therefore, the information should be relied upon when coordinated with individual professional advice. This material contains forward looking statements and projections. There are no guarantees that these results will be achieved. All indices referenced are unmanaged and cannot be invested into directly. Unmanaged index returns do not reflect fees, expenses, or sales charges. Index performance is not indicative of the performance of any investment. The S&P 500 is an unmanaged index of 500 widely held stocks that is general considered representative of the U.S. Stock market. Dow Jones Industrial Average (DJIA), commonly known as "The Dow" is an index representing 30 stock of companies maintained and reviewed by the editors of the Wall Street Journal. Past performance is no guarantee of future results. CD's are FDIC Insured and offer a fixed rate of return if held to maturity. An investment in the Fund is not insured or guaranteed by the Federal Deposit Insurance Corporation or any other government agency. Although the Fund seeks to preserve the value of your investment at \$1.00 per share, it is possible to lose money by investing in the Fund. Due to volatility within the markets mentioned, opinions are subject to change without notice. Information is based on sources believed to be reliable; however, their accuracy or completeness cannot be guaranteed.

Sources: Investopedia.com, cncb.com, Nasdaq.com; marketwatch.com, Bloomberg.com, nypost.com, foxbusiness.com, politico.com, nbcnews.com, bbc.com, ml.com, macrotrends.com, columbiathreadneedleus.com, businessinquirer.net.; finance.yahoo.com; Morningstar.com; cnn.com; Barron's; Contents provided by the Academy of Preferred Financial Advisors, 2019©

We are interested in working with you. If you are interested in working with us, then please call us at (888) 959-5904 ex.t 4 and ask for Lindy Brock to see if you can benefit from our services. Until then, enjoy this mailing, compliments of us. If you would like to be removed from this mailing, please call us and we will accommodate you.

Yours truly,



Christopher Calandra, CFP®

Simply Financial with Christopher Calandra

BlogTalkRadio



Chris Sprent



Elliott Wealth Management Services, LLC

HEADQUARTERS

176 Laning Street
Southington, CT 06489

CT SHORELINE BRANCH

86 Bradley Road; Suite 2
Madison, CT 06443

FLORIDA BRANCH

16910 S US Highway 441
Baylee Plaza Suite 203
Summerfield, FL 34491



Customer Service (888) 959-5904

www.elliottwealth.com

