

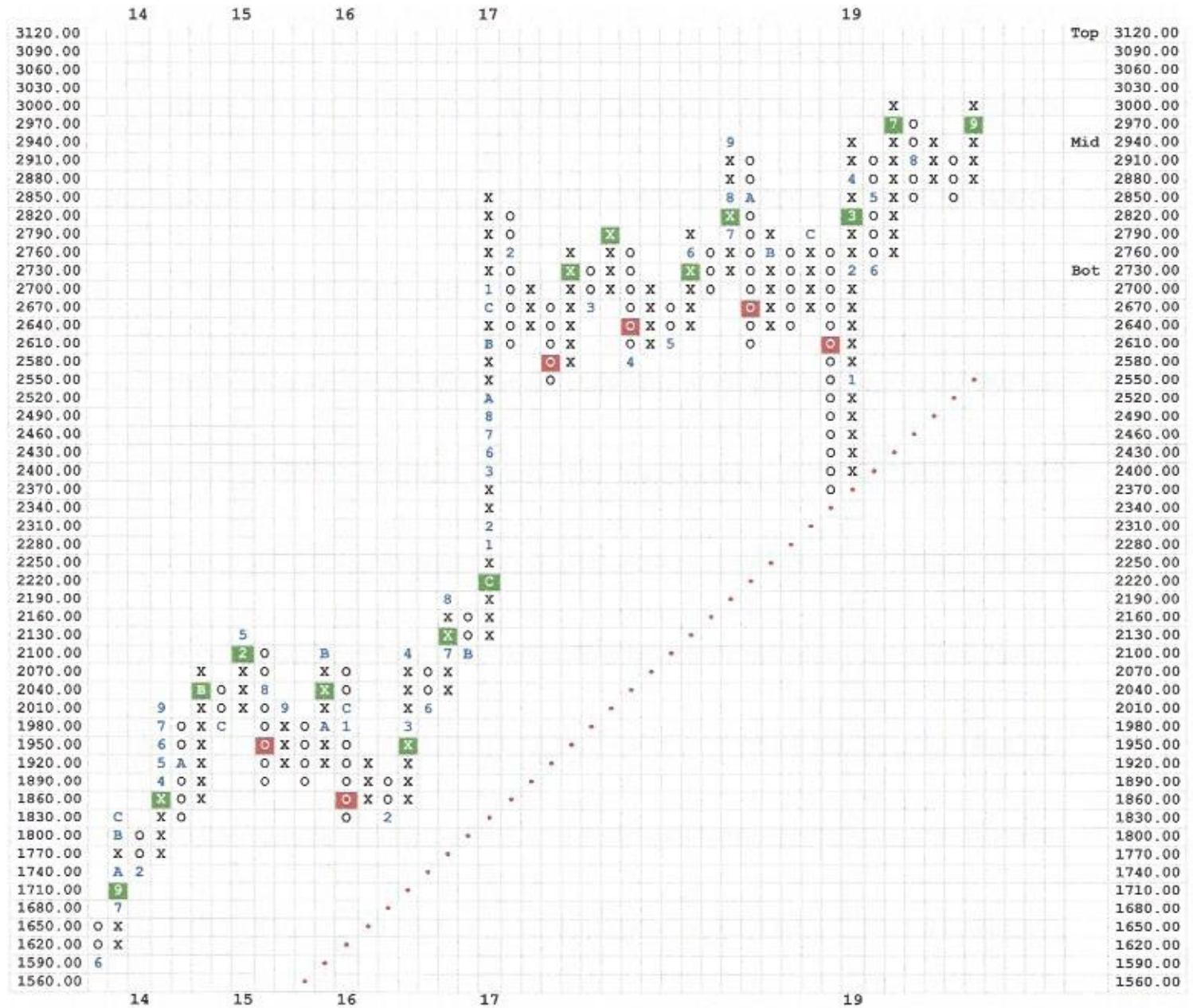
S&P 500 Index (SPX Scale: 30.000)

As of 9/12/19 - 3009.57 Up 8.64 (0.29%)

INDEX DATA

TREND	PATTERN	MOMENTUM	WEEKLY DIST.	YIELD
Positive - 1/31/19	Spread Triple Top 9/5/19	9 D 1 W -1 M	32%	0%

Bullish Price Obj: 4110.000 Bullish Reward to Risk: 5.80 **Momentum +9 D | +1 W | -1 M Wkly Dist 32% Pattern Spread Triple Top**

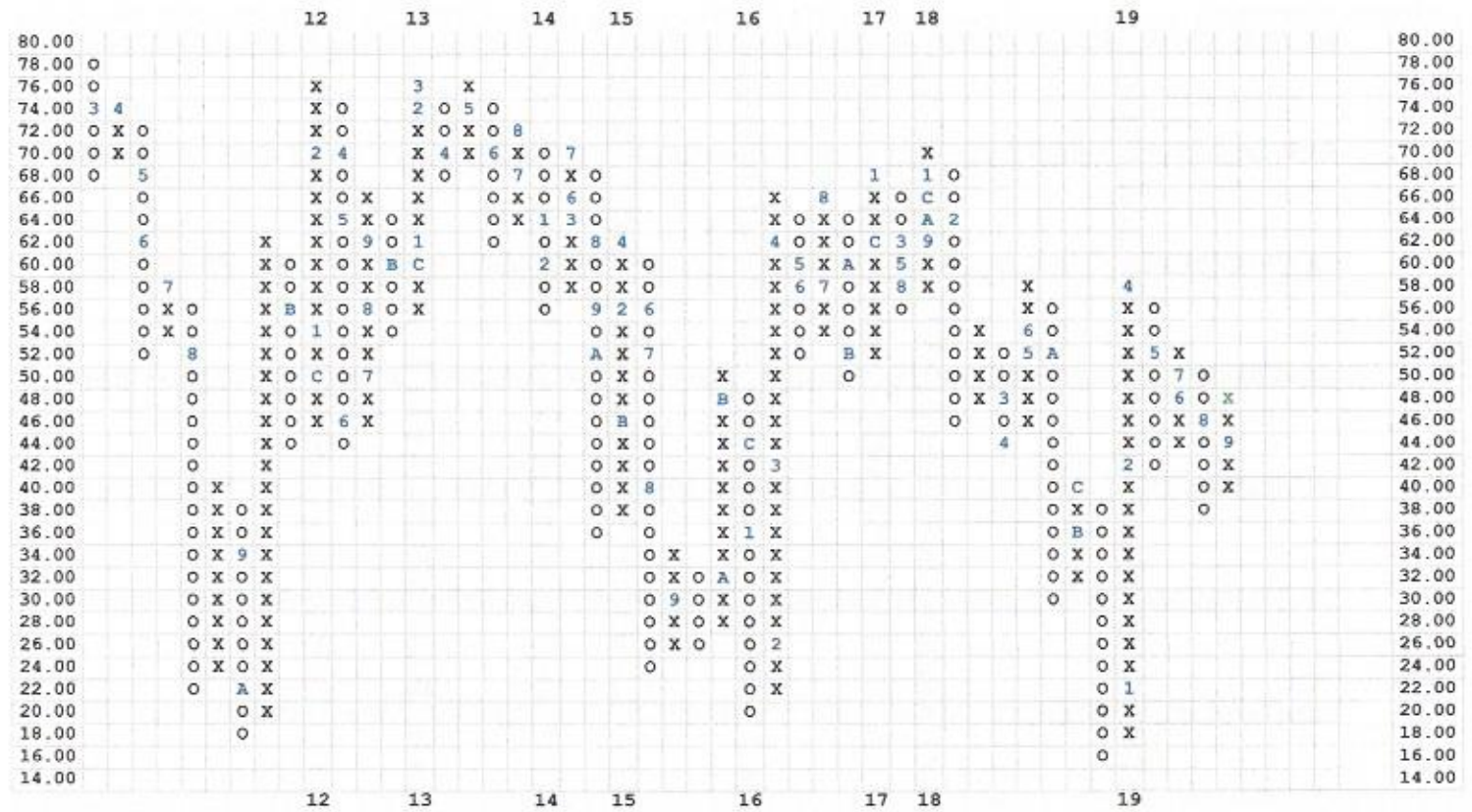


Equity prices provided by Thomson-Reuters. Cross Rate prices provided by Tenfore Systems Copyright © 1995-2016 Dorsey, Wright & Associates, LLC. All quotes displayed are delayed 20 minutes

Bullish Pct For NYSE (^BPNYSE)

As of 9/12/19 - 48.43 Up 0.97 (2.01%)

STATUS		OTHER INDICATORS							30
STATUS		PT	RSX	RSP	WD	MO	TW		
Bear Correction on 9/9/19	Signal	S	S	S	B	B	B	S	
Chart at 48% reversed up on 9/9/19	Column Level	O	O	O	X	X	X	X	
		42	42	36	10	66	66	56	

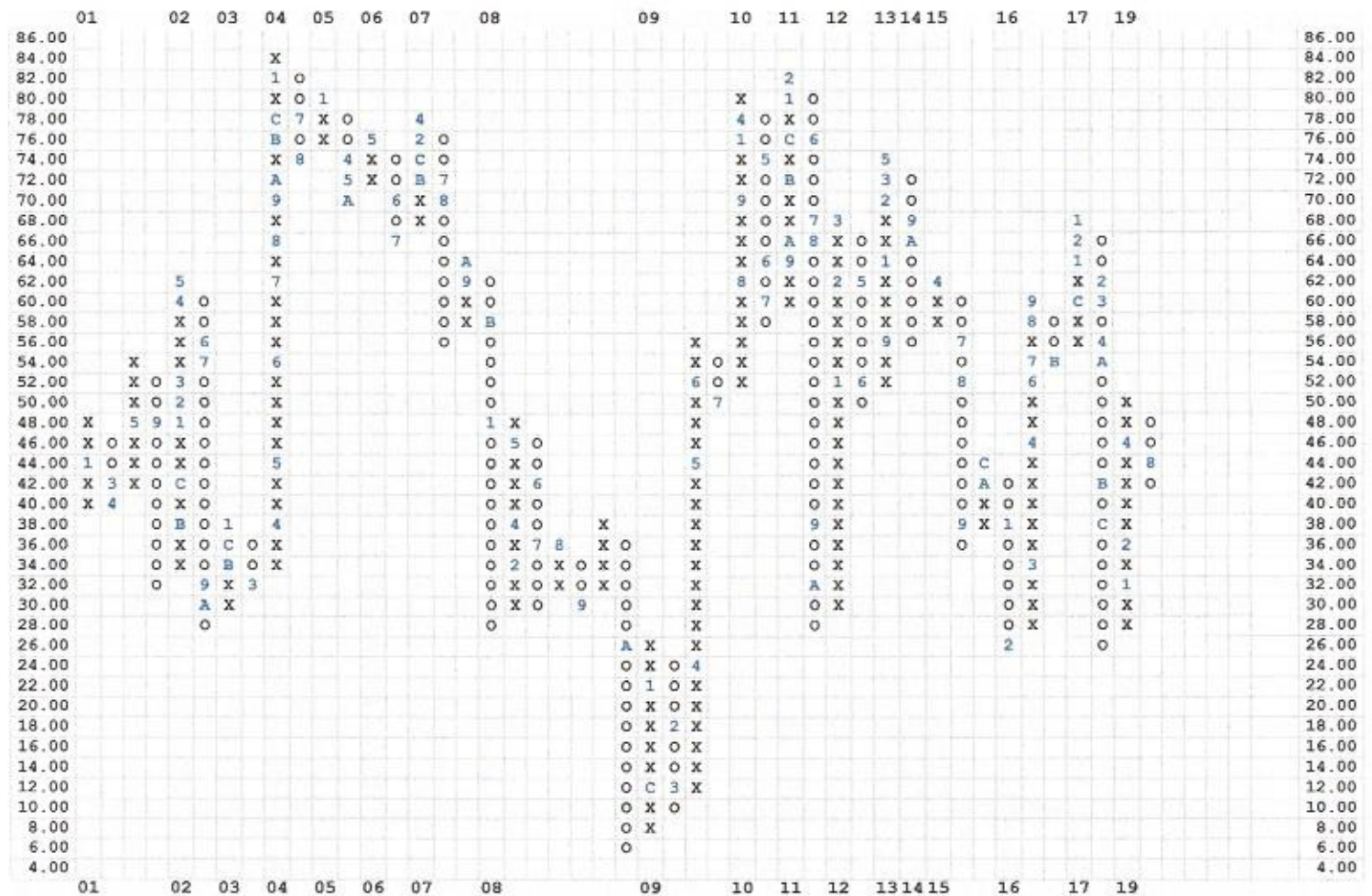


Equity prices provided by Thomson-Reuters. Cross Rate prices provided by Tenfore Systems Copyright © 1995-2016 Dorsey, Wright & Associates, LLC. All quotes displayed are delayed 20 minutes

Pct. Pos. Trend for NYSE (^PTNYSE)

As of 9/12/19 - 46.26 Up 0.27 (0.59%)

STATUS		OTHER INDICATORS						
STATUS		BP	RSX	RSP	WD	MO	TW	30
Bear Confirmed on 8/14/19	Signal	S	S	S	B	B	B	S
Chart at 42% reversed down on 8/14/19	Column	X	O	O	X	X	X	X
	Level	48	42	36	10	66	66	56



Equity prices provided by Thomson-Reuters. Cross Rate prices provided by Tenfore Systems Copyright © 1995-2016 Dorsey, Wright & Associates, LLC.® All quotes displayed are delayed 20 minutes

iShares iBoxx \$ High Yield Corporate Bond ETF (HYG Scale: 0.500)

As of 9/12/19 - 87.32 Up 0.05 (0.06%)

FUND CLASSIFICATIONS

TREND	MKT. RS	PATTERN	MOMENTUM	DISTRIBUTION	YIELD
Positive - 2/16/17	Sell 4/2/12 - O	Double Bottom 11/15/18	3 D 2 W 7 M	33%	5.27%

FUND SCORE

Current Score

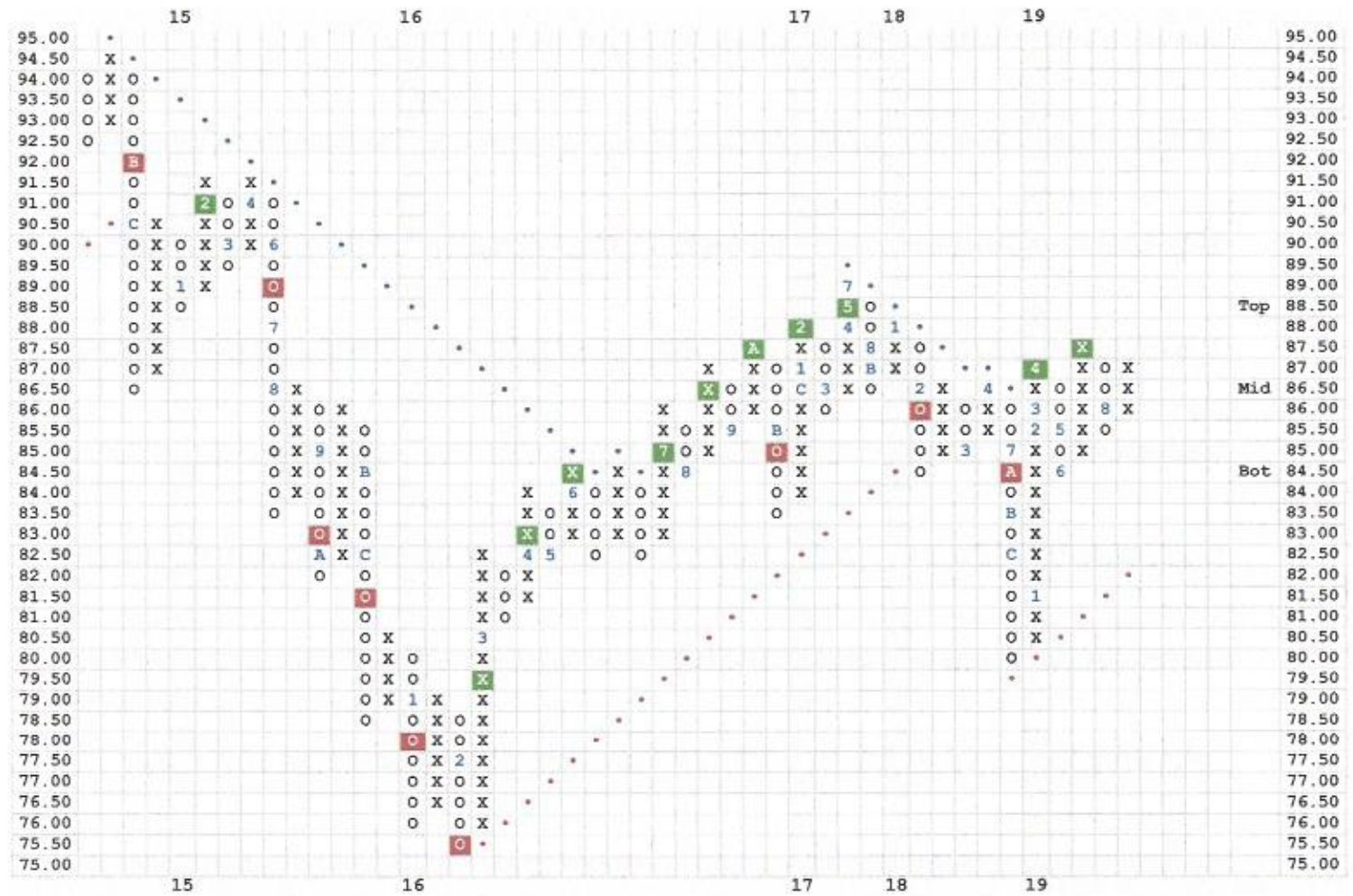
2.522 ↑

Score Direction

1.455

Bullish Price Obj: 101.500 **Bullish** Reward to Risk: 6.11

Momentum +3 D | +2 W | +7 M **Wkly Dist** 33% **Pattern** Double Bottom



Equity prices provided by Thomson-Reuters. Cross Rate prices provided by Tenfore Systems Copyright © 1995-2016 Dorsey, Wright & Associates, LLC. All quotes displayed are delayed 20 minutes

Facebook Inc. (FB)

As of 9/12/19 - 187.47 Dn -1.02 (0.54%)

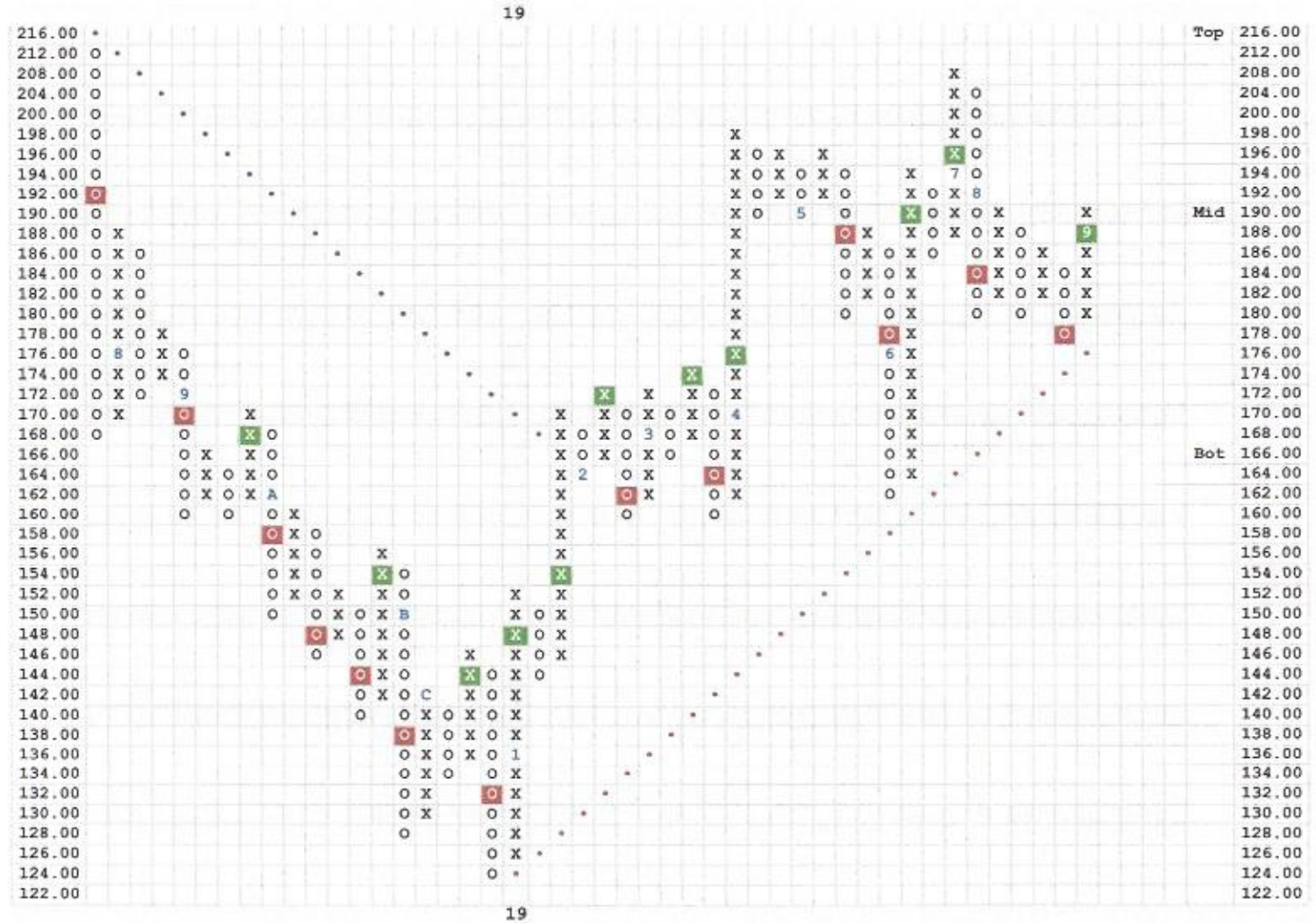
SECTOR DATA

Internet - UNFAVORED SECTOR MATRIX RANK - 16 of 63 Bear Correction on 9/11/19 Chart at 42% reversed up on 9/11/19

STOCK DATA

TECH ATTRIB	TREND	RS (SPXEWI)	PRS (DWINET)	YIELD
5	Positive 1/31/19	Buy 11/16/12 - X	Buy 9/6/13 - X	0%

Bullish Price Obj: 216.000 Bullish Reward to Risk: 2.49 Momentum -1 D | -7 W | -1 M Wkly Dist -18% Pattern Double Top



Equity prices provided by Thomson-Reuters. Cross Rate prices provided by Tenfore Systems Copyright © 1995-2016 Dorsey, Wright & Associates, LLC. All quotes displayed are delayed 20 minutes

Alphabet Inc. Class A (GOOGL)

As of 9/12/19 - 1234.97 Up 14.97 (1.21%)

SECTOR DATA

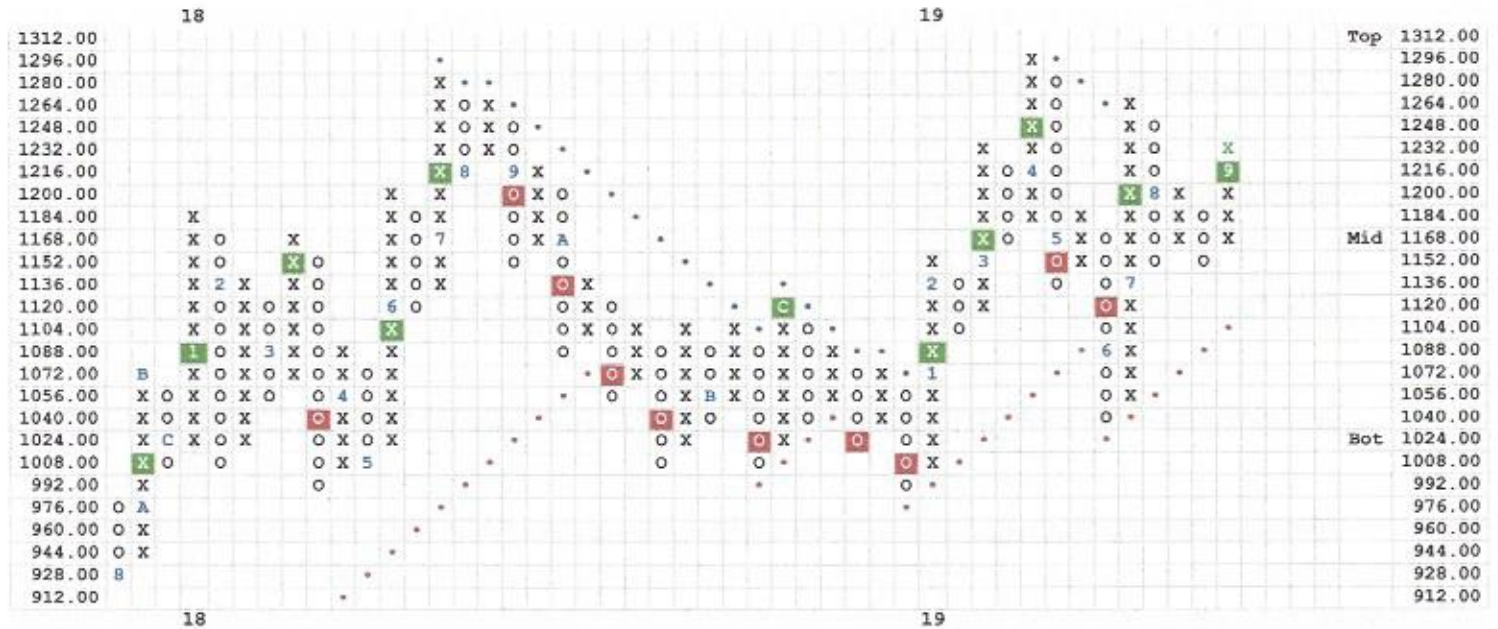
Internet - UNFAVORED SECTOR MATRIX RANK - 33 of 63 Bear Correction on 9/11/19 Chart at 42% reversed up on 9/11/19

STOCK DATA

TECH ATTRIB TREND RS (SPXEWI) PRS (DWAINET) YIELD

4 ↑ Positive 7/26/19 Buy 1/31/14 - O Buy 12/16/11 - X 0%

Bullish Price Obj: 1728.000 Bullish Reward to Risk: 4.98 Momentum +9 D | +1 W | +3 M Wkly Dist 42% Pattern Double Top



Equity prices provided by Thomson-Reuters. Cross Rate prices provided by Tenfore Systems Copyright © 1995-2016 Dorsey, Wright & Associates, LLC.® All quotes displayed are delayed 20 minutes

Amazon.com Inc. (AMZN)

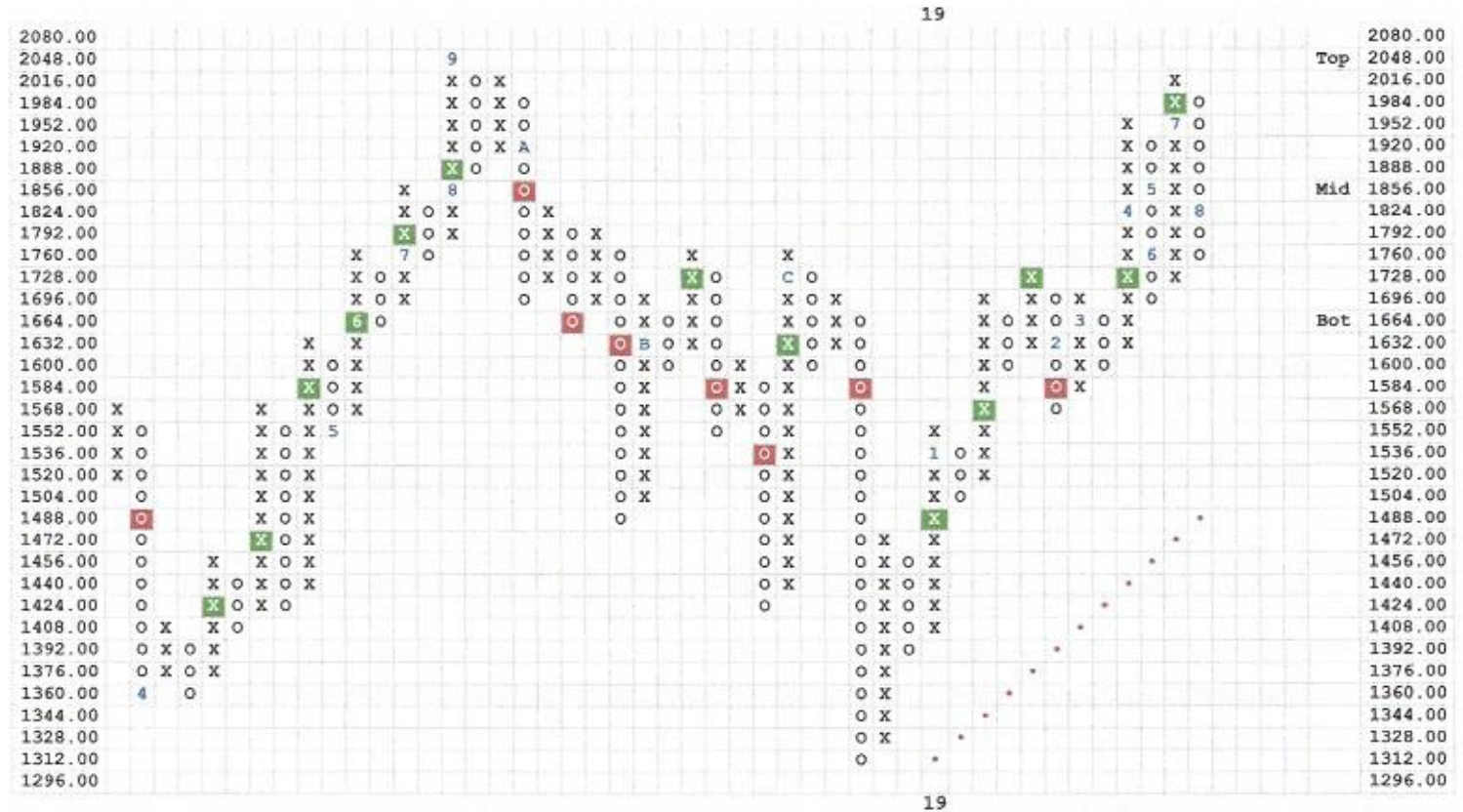
As of 9/12/19 - 1843.55 Up 20.56 (1.12%)

SECTOR DATA

Internet - UNFAVORED SECTOR MATRIX RANK - 25 of 63 Bear Correction on 9/11/19 Chart at 42% reversed up on 9/11/19

STOCK DATA

TECH ATTRIB	TREND	RS (SPXEWI)	PRS (DWAINET)	YIELD
4 ↓	Positive 1/30/15	Buy 4/25/07 - O	Buy 7/14/15 - X	0%
Bullish Price Obj: 2688.000 Bullish Reward to Risk: 4.70		Momentum -1 D +1 W -2 M Wkly Dist -14% Pattern Double Top		



Equity prices provided by Thomson-Reuters. Cross Rate prices provided by Tenfore Systems Copyright © 1995-2016 Dorsey, Wright & Associates, LLC. All quotes displayed are delayed 20 minutes

Apple Inc. (AAPL)

As of 9/12/19 - 223.09 Dn -0.5 (0.23%)

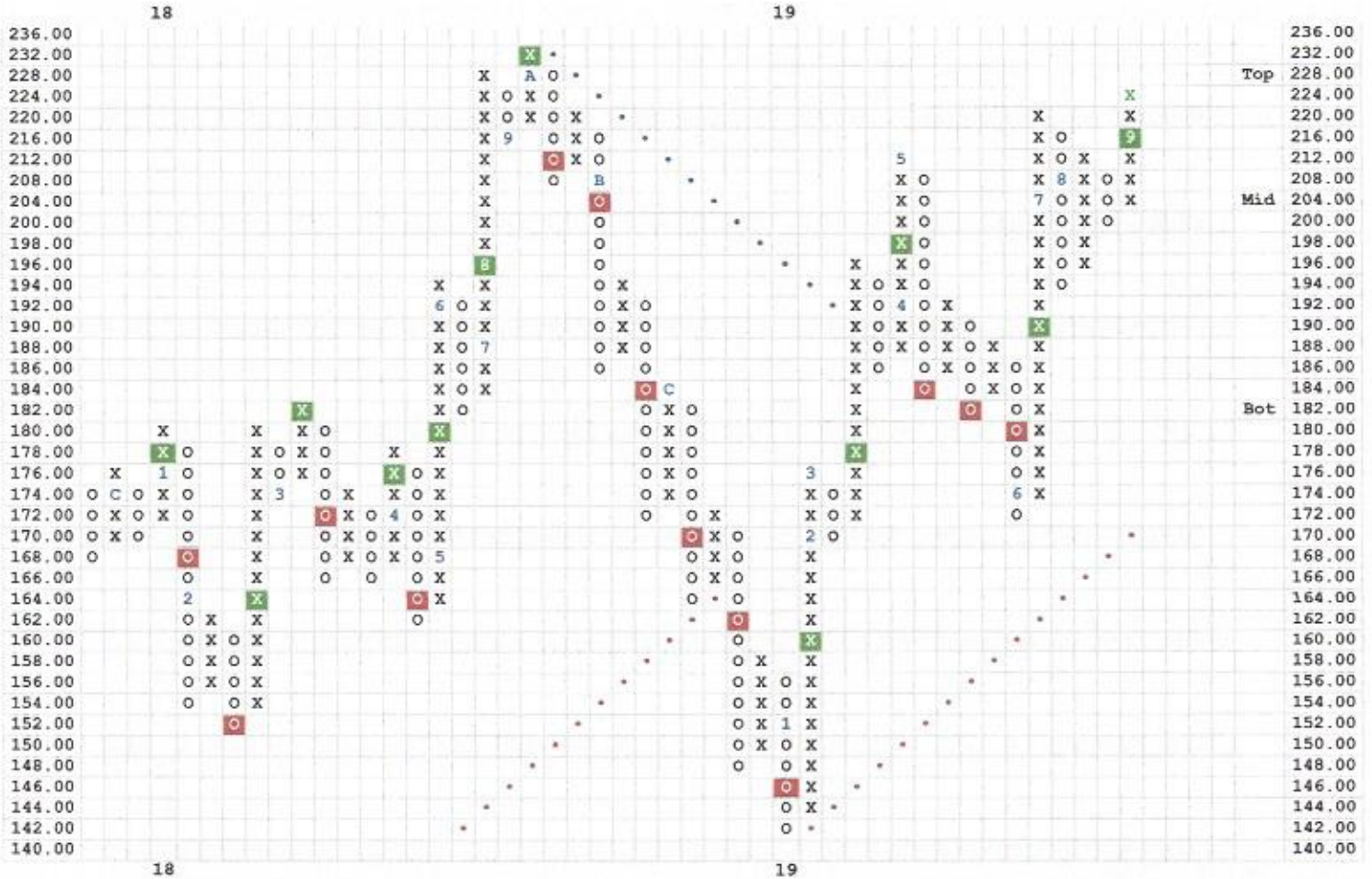
SECTOR DATA

Computers - UNFAVORED SECTOR MATRIX RANK - 16 of 40 Bear Correction on 9/5/19 Chart at 44% reversed up on 9/5/19

STOCK DATA

TECH ATTRIB	TREND	RS (SPXEWI)	PRS (DWACOMP)	YIELD
5	Positive 3/21/19	Buy 3/10/04 - X	Buy 8/9/17 - X	1.41%

Bullish Price Obj: 318.000 Bullish Reward to Risk: 3.78 Momentum +9 D | +2 W | +5 M Wkly Dist 72% Pattern Bullish Triangle



Equity prices provided by Thomson-Reuters. Cross Rate prices provided by Tenfore Systems Copyright © 1995-2016 Dorsey, Wright & Associates, LLC. All quotes displayed are delayed 20 minutes