

S&P 500 Index (SPX Scale: 25.000)

As of 5/28/19 - 2802.39 Dn -23.67 (0.84%)

INDEX DATA

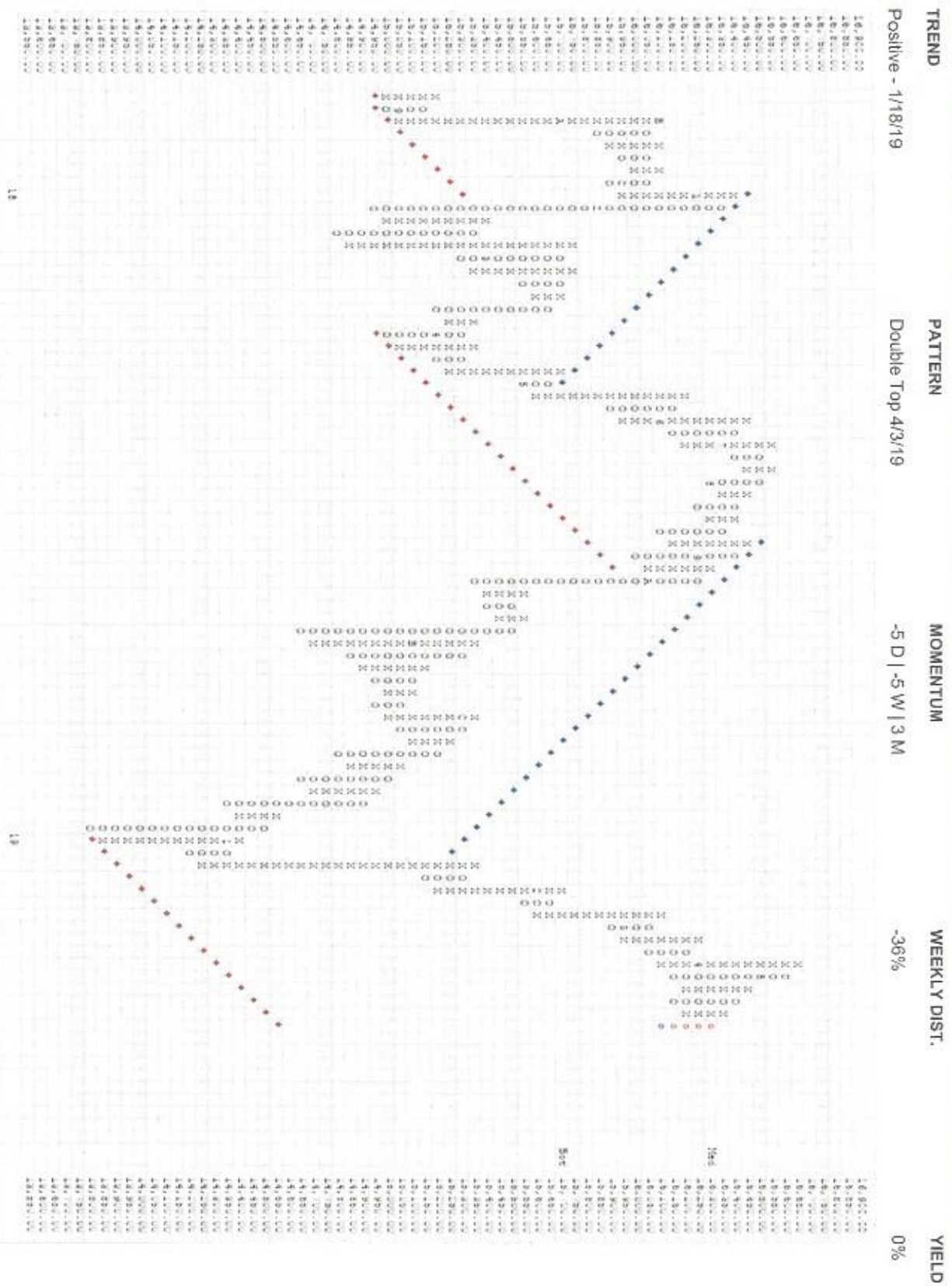
TREND	PATTERN	MOMENTUM	WEEKLY DIST.	YIELD
Positive - 1/31/19	Double Bottom 5/23/19	-3 D -4 W 2 M	-49%	0%
Bullish Price Obj: 3725.000 Bullish Reward to Risk: 9.01 Momentum -3 D -4 W +2 M Wkly Dist -49% Pattern Double Bottom				
2975.00				2975.00
2950.00				2950.00
2925.00				2925.00
2900.00				2900.00
2875.00				2875.00
2850.00				2850.00
2825.00				2825.00
2800.00				2800.00
2775.00				2775.00
2750.00				2750.00
2725.00				2725.00
2700.00				2700.00
2675.00				2675.00
2650.00				2650.00
2625.00				2625.00
2600.00				2600.00
2575.00				2575.00
2550.00				2550.00
2525.00				2525.00
2500.00				2500.00
2475.00				2475.00
2450.00				2450.00
2425.00				2425.00
2400.00				2400.00
2375.00				2375.00
2350.00				2350.00
2325.00				2325.00
2300.00				2300.00
2275.00				2275.00
2250.00				2250.00
2225.00				2225.00
2200.00				2200.00
2175.00				2175.00
2150.00				2150.00
2125.00				2125.00
2100.00				2100.00
2075.00				2075.00
2050.00				2050.00
2025.00				2025.00
2000.00				2000.00
1975.00				1975.00
1950.00				1950.00
1925.00				1925.00
1900.00				1900.00
1875.00				1875.00
1850.00				1850.00
1825.00				1825.00
1800.00				1800.00

Equity prices provided by Thomson-Reuters. Cross Rate prices provided by Tentone Systems Copyright © 1995-2016 Dorsey, Wright & Associates, LLC. All quotes displayed are delayed 20 minutes

S&P/TSX Composite Index (T.T-T Scale: 50,000)

As of 5/29/19 - 16131.47 Dn -165.99 (1.03%)

INDEX DATA



18


18

Bullish Pct For NYSE (^BPNYSE)

As of 5/29/19 - 43.86 Dn -2.21 (5.03%)

STATUS	OTHER INDICATORS
--------	------------------

STATUS	Signal	Column	Level	PT	RSX	RSP	WD	MO	TW	30
Bull Correction on 5/13/19	S			S				S		B
Chart at 44% reversed down on 5/13/19	X			X				O		O

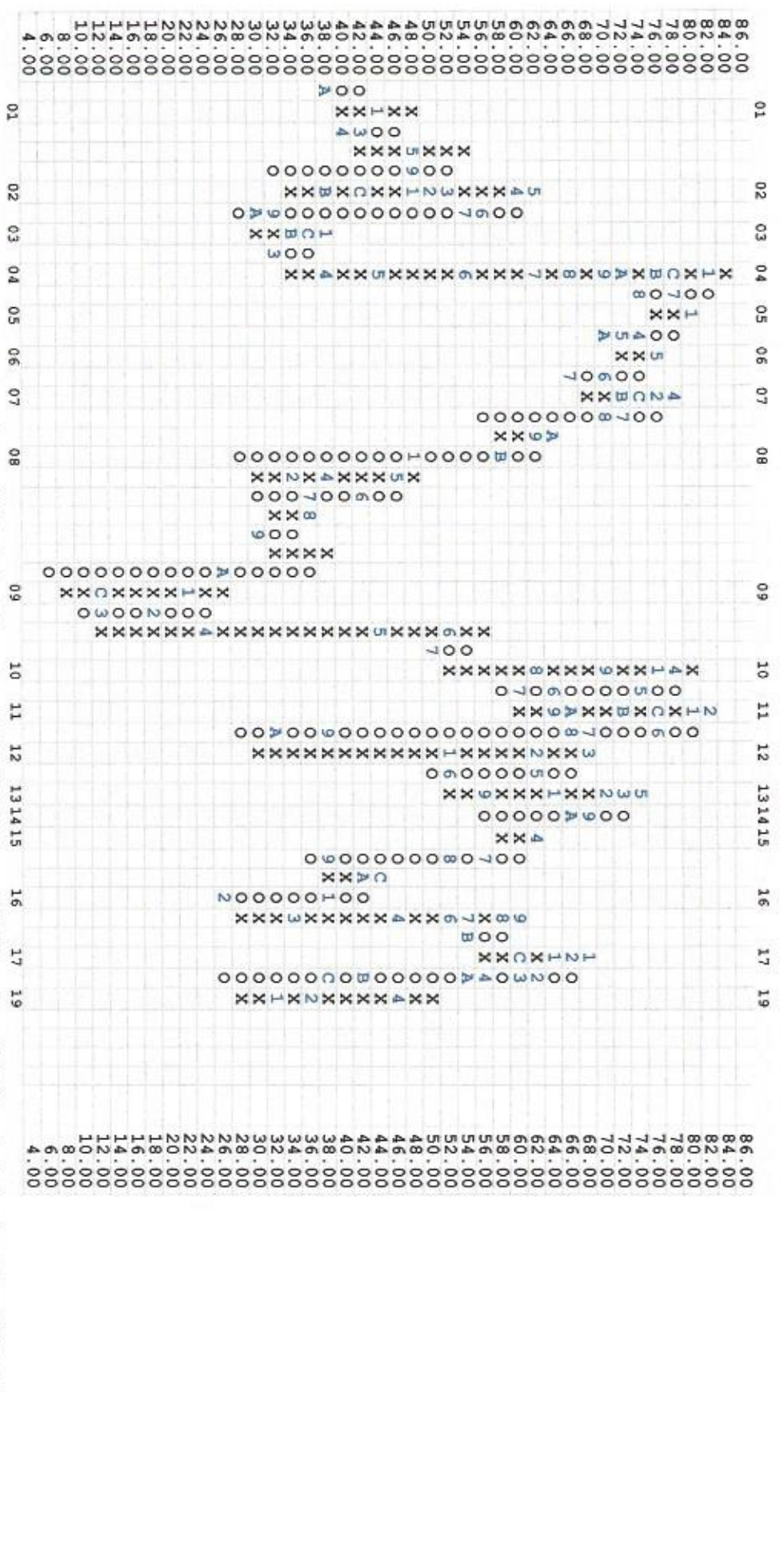


Equity prices provided by Thomson-Reuters. Cross Rate prices provided by Tenfore Systems Copyright © 1995-2016 Dorsey, Wright & Associates, LLC. All quotes displayed are delayed 20 minutes.

Pct. Pos. Trend for NYSE (^PTNYSE)

As of 5/29/19 - 46.74 Dn -0.59 (1.26%)

STATUS		OTHER INDICATORS		BP	RSX	RSP	WD	MO	TW	30
Bull Alert on 1/29/19	Signal	B		B	S	S	S	S	S	B
Chart at 50% reversed up on 1/29/19	Column	O		O	O	O	O	O	O	O
	Level	44		42	38	20	-32	28	46	



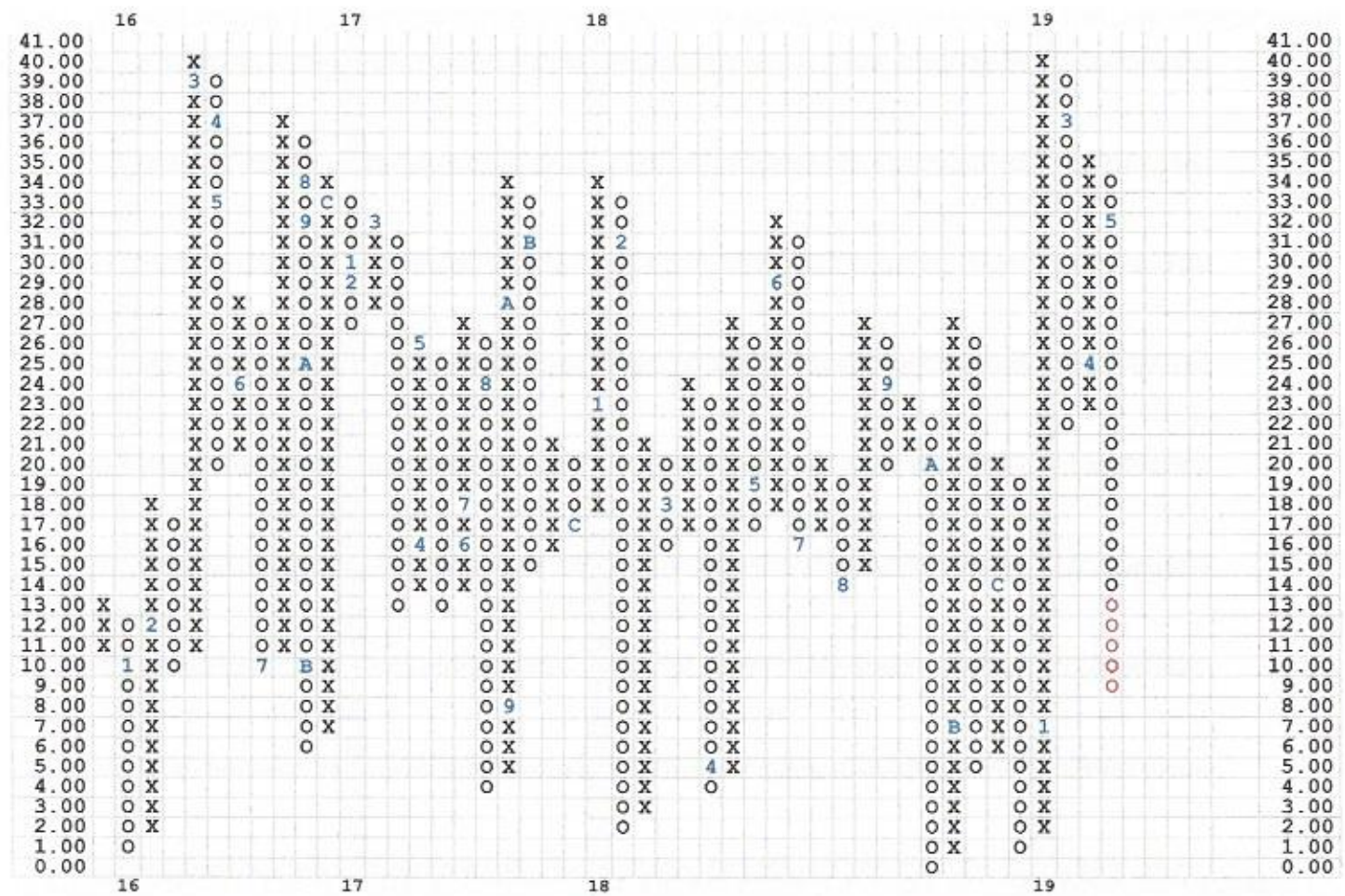
Equity prices provided by Thomson-Reuters. Cross Rate prices provided by Tenfore Systems Copyright © 1995-2016 Dorsey, Wright & Associates, LLC. All quotes displayed are delayed 20 minutes

Bullish Percent in Xs (^BPINXS Scale: 1.000)

As of 5/29/19 - 9 Dn -5 (55.56%)

STATUS		OTHER INDICATORS						
--------	--	------------------	--	--	--	--	--	--

STATUS		PT	RSX	RSP	WD	MO	TW	30
Bear Confirmed on 5/13/19	Signal	B	S	B	S	S	S	S
Chart at 9% reversed down on 5/2/19	Column Level	O	X	O	O	O	O	O
		26	12	10	4	0	0	3



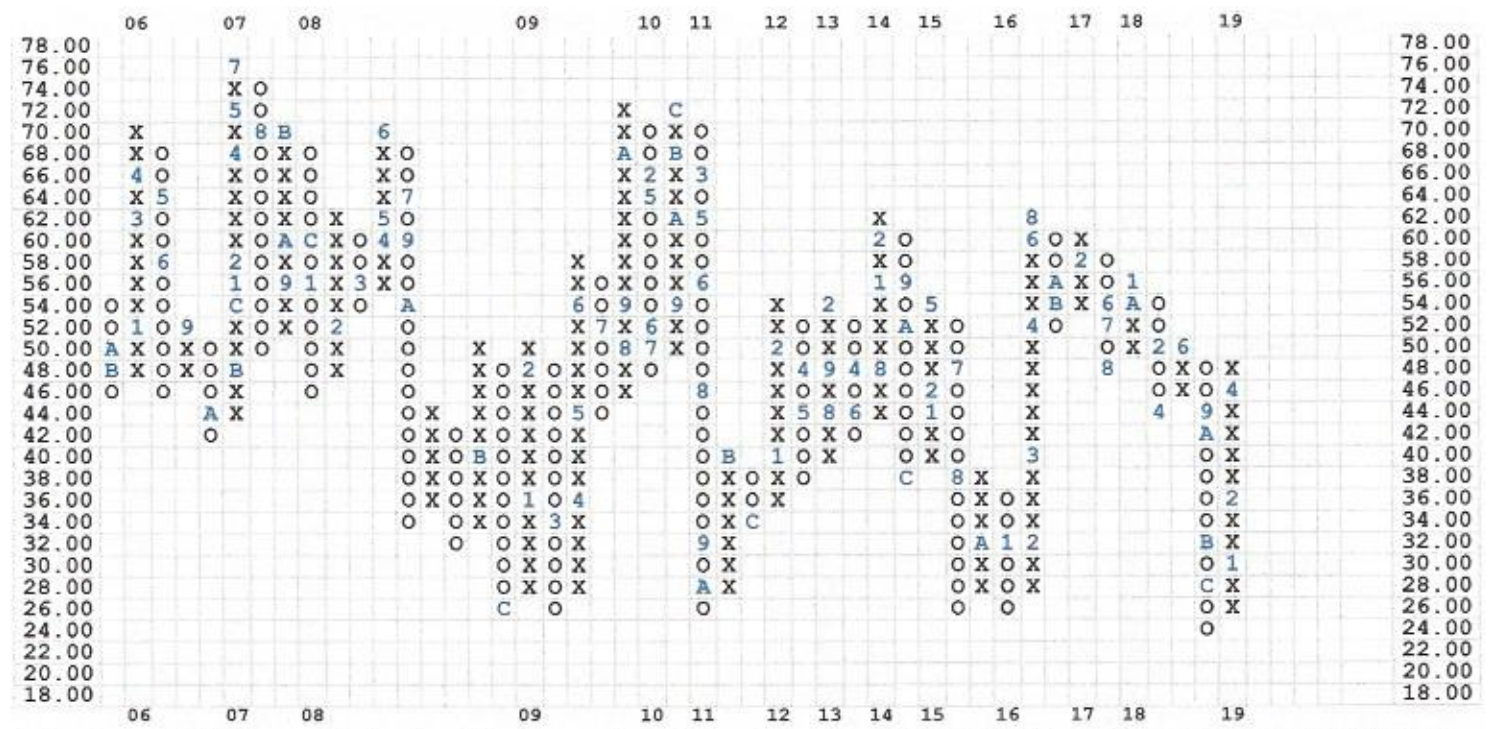
Equity prices provided by Thomson-Reuters. Cross Rate prices provided by Tenfore Systems Copyright © 1995-2016 Dorsey, Wright & Associates, LLC.® All quotes displayed are delayed 20 minutes

Bullish Pct For Toronto Stock Exchange (^BPTSE-CA)

As of 5/29/19 - 44.51 Dn -0.47 (1.07%)

STATUS	OTHER INDICATORS							
--------	------------------	--	--	--	--	--	--	--

STATUS	PT	RSX	RSP	WD	MO	TW	30
Bull Alert on 1/14/19	S	B	S	S	S	S	B
Chart at 48% reversed up on 1/14/19	X	O	O	O	O	O	O
Level	44	36	42	-24	30	32	46




Equity prices provided by Thomson-Reuters. Cross Rate prices provided by Tenfore Systems Copyright © 1995-2016 Dorsey, Wright & Associates, LLC. All quotes displayed are delayed 20 minutes

Pos Trend For (^PTTSE-CA)

As of 5/29/19 - 41.96 Dn -0.11 (0.26%)

STATUS	OTHER INDICATORS							
--------	------------------	--	--	--	--	--	--	--

STATUS		BP	RSX	RSP	WD	MO	TW	30
Bear Correction on 2/19/19	Signal	S	B	S	S	S	S	B
Chart at 44% reversed up on 2/19/19	Column	X	O	O	O	O	O	O
	Level	48	36	42	-24	30	32	46



Equity prices provided by Thomson-Reuters. Cross Rate prices provided by Tenfore Systems Copyright © 1995-2016 Dorsey, Wright & Associates, LLC. All quotes displayed are delayed 20 minutes