

INVESTMENT FOCUS

We have ideas.

AUTUMN 2022

The Mehta
WEALTH MANAGEMENT GROUP

Kairas Mehta
Senior Investment Advisor
Manulife Securities Incorporated
Life Insurance Advisor
Manulife Securities Insurance Inc.
Tel: 905-605-7400 Ext. 350
kairas.mehta@manulifesecurities.ca

**The Mehta Wealth
Management Group**
Manulife Securities Incorporated
206 – 5451 Hwy. 7,
Woodbridge, ON L4L 0B2

**themehtawealth
managementgroup.com**

To My Clients:

With the arrival of cooler weather, investment decisions may need to be made before year end, such as maturing a RRSP if you've turned 71, RESP contributions or tax-loss selling, to name a few. Think about them now and let's talk soon about any needs you may have.

At the time of writing, the markets continue to be dominated by ongoing concerns over persistent inflation and central bank tightening practices. Excessive pessimism can often make room for renewed strength. Over extended periods, sound investment plans have done well. Keep your sights on the longer term.

– Kairas

Dealing With Uncertainty

As the central banks continue to raise rates in their fight to curb inflation, many observers have pointed to the current outlook for the economy and financial markets as uncertain: Did the central banks wait too long to control inflation? Is a full-blown recession imminent?

Uncertainties tend to raise fears, which can be a driving factor of short-term market behaviour. It is therefore not surprising that the markets have been extremely volatile. Today, fear appears to be the dominant emotion governing prices in equity markets. Just as excess exuberance can cause prices to overshoot their underlying values during bullish times, pessimism can drive price declines during more bearish times.

It may be difficult to put a positive spin on today's situation. Over the summer, there were promising signs that inflation was slowing here at home. However, inflation remains persistent, supporting the continuing bearish sentiment that aggressive rate hikes, arguably needed to curb high inflation, will further slow economies, put downside risk on equity markets and avert a soft landing. It's no wonder that many of us feel as though we are already in recession¹ — the current narrative, alongside increasing household expenditures, a higher cost of borrowing and stock market declines, certainly hasn't helped to support optimism.

Whether or not we avoid a recession remains to be seen, but it's worthwhile to remember that downturns are a normal part of the economic cycle. Moreover, the markets can often prove resilient during recessionary times. A recent study looked back at recessions in the U.S. since 1945, suggesting that the S&P 500 Index actually rose an average of one percent across all recessionary periods. And, in almost every recession, the markets began their climb well before its end.² Indeed, the stock market and the economy don't always move the same way at the same time, and predicting how the markets react to recessions is difficult, if not impossible.

Uncertainties will always be with us and some of the most successful long-term investors are adept at separating their emotions from investment decisions. This is not easy to do, but there are techniques and products available that can help. Systematic investing can limit the urge to otherwise succumb to market timing. Some look to managed products to put buy-sell decisions on the regular watch of others. We can also manage risks to help cope with the unavoidable volatility. Diversification continues to be a proven way to increase stability and lower risk by spreading assets across different securities, sectors and asset classes, among others. Those who consider high quality investments will also worry less about enduring values during uncertain times, secure in the knowledge that any price setbacks should be temporary.

This period of economic uncertainty is expected to continue. Yet, economies and modern capital markets have always adjusted and progressed over time. This time is no different. The investing journey is a long one, filled with both ups and downs, and there may be merit in never underestimating our ability to continue moving forward, despite the uncertainties.

1. <https://leger360.com/surveys/legers-north-american-tracker-july-12-2022/>; 2. www.forbes.com/sites/sergeiklebnikov/2022/06/02/heres-how-the-stock-market-performs-during-economic-recessions/

In this issue

- Thinking of Escaping the Canadian Winter?
- The Importance of a Financial Inventory
- Has Inflation Peaked?
- Should I Delay RESP Withdrawals?



Manulife Securities

Thinking of Escaping the Canadian Winter?

For the past two winters, many snowbirds have been forced to hibernate at home. With travel now accessible, some are looking to resume their migration south to escape the cold. If this is within your plan, consider the potential implications.

Leaving for Extended Periods? Beware of Tax Issues

If you leave Canada for extended periods, a significant consideration may be the potential tax implications, both in Canada and your chosen destination. Canadian income tax obligations are based on your residency status, which is determined on a case-by-case basis. This can be affected by factors such as the amount of time spent in Canada, residential ties (i.e., property owned), purpose for your time abroad and your ties abroad. Being a Canadian non-resident for tax purposes may still require you to file a Canadian income tax return and pay taxes. A non-resident withholding tax of 25 percent may also apply to certain income received, such as dividends or pension payments.

If you are deemed to be a resident of a foreign country, you may be subject to that country's tax rules. For example, the U.S. Internal Revenue Service (IRS) uses the "substantial presence test" to determine whether an individual is considered a U.S. resident for tax purposes, a formula using the days spent in the U.S. in the current and prior two years. Qualifying as a U.S. resident for tax purposes can have tax consequences, such as subjecting worldwide income to U.S. taxation or exposing Canadians to the U.S. estate tax at death.

Other Financial Implications

Beyond the potential tax issues, there may be other financial implications. Although the rules vary by province, provincial medical coverage may become invalid as a result of extended periods spent out of province. Even if coverage remains valid, certain services received abroad may not be covered by provincial healthcare plans, so having adequate private coverage should be a consideration.

Your government benefits may be affected by your residency status. For example, Old Age Security (OAS) and Canada/Quebec Pension Plan (CPP/QPP) benefits may be subject to a non-resident tax of

25 percent (unless reduced/exempted by a tax treaty between Canada and the country of residence). The value of OAS payments is impacted by how long you have lived in Canada after age 18, so a non-residency status may reduce payment amounts. For Tax-Free Savings Accounts, you cannot accumulate contribution room for any year that you are a non-resident of Canada throughout the entire year and any non-resident contributions will be subject to a penalty tax.

Consider that the laws of the jurisdiction of residence at the time of death may govern how an estate will be taxed. Even if you remain a Canadian resident, if you have appointed a non-resident to administer your estate, your estate may be considered a non-resident estate and may not receive preferential tax treatment (i.e., on Canadian dividends/capital gains) or it may be subject to the tax laws of the country where the trustee resides. Power of attorney (POA) documents may also become complicated by a non-residency status. If you are appointed as POA for property but are no longer a Canadian resident, you may be limited in your actions, such as potentially not being able to give trading instructions on an account.

Seek Assistance

There may be other implications resulting from a change in residency status due to extended periods spent outside of Canada. This discussion isn't meant to be comprehensive, so please seek advice from cross-border tax and legal advisors regarding your situation.



Inflation & Interest Rates: Has Inflation Peaked?

We are in one of the most aggressive tightening cycles in more than 40 years. Are higher rates helping to curb inflation? At the time of writing, there have been positive disinflationary signals as commodities prices, notably energy, have moderated and certain pricing pressures appear to be easing.

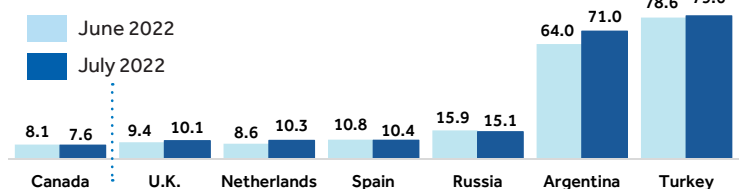
While higher inflation rates continue to put a strain on many, consider that we aren't alone. Most of the world has been troubled by inflation; countries like Turkey and Argentina have had unprecedented rates, in excess of 70 percent! Only a handful of nations, such as South Sudan and Bolivia, have been able to escape inflation. Canada continues to be in a comparatively favourable position due to our vast domestic resources production and as a net exporter of both food and energy. Many European countries suffer from high energy and food prices due to their dependence on imports and there are concerns about a worsening energy crisis over the winter months.

For investors, talk of slowing inflation is welcome because this may slow the pace of future rate hikes. Rising interest rates have been

a key driver of the volatile markets in 2022. For fixed income, the inverse relationship between bond prices and interest rates meant a significant decline in the bond markets this year. For equities, valuations often go down as the future value of cashflows is lower when a higher discount rate is used. Company profitability may also be hampered by slower economic growth.

Inflationary pressures are expected to continue, so it's too soon to say if the central banks will ease their approach. Yet, our monetary policy practices appear relatively benign when compared to others: In August, Argentina raised its key interest rate to a whopping 69.5 percent!

Top Six G20 Countries With Highest Inflation



Canada shown for comparative purposes. <https://tradingeconomics.com/country-list/inflation-rate>

Beyond Estate Planning: The Importance of a Financial Inventory

If an unexpected event were to happen, would you, or others, be able to find important documents to handle your finances?

A financial inventory is a list of all of your financial documents and other important financial information. While we often suggest this be created as part of an estate plan, there may be other situations in which having this inventory can be invaluable — in the event of damage to your home, such as a fire, flood or natural disaster, divorce or separation, incapacity or illness of you or your spouse/partner or theft.

The Benefits: A Big Picture View...and No Lost Funds!


A financial inventory is not only important to ensure continuity in managing your finances in the event of unforeseen circumstances, but it can also provide a big picture view of your financial accounts and your overall financial situation. It should be reviewed periodically and updated to account for changes, including major life events.

Another reason why this can be important? By keeping track of your financial documents, there is a better chance that your assets will not be lost or forgotten. The latest reports suggest that there are \$888 million in unclaimed balances held by the Bank of Canada and the Canada Revenue Agency has around 7.6 million uncashed cheques with a total value of around \$1 billion.¹

Creating Your Financial Inventory

Putting together the initial inventory can be time consuming, but once it is created it can more easily be maintained. You will need to gather information and documentation about all of your finances. In the process, you may also determine that there are areas that can be streamlined to simplify your finances, such as consolidating or eliminating accounts.

The financial inventory should include all assets and debts. Assets



include savings, chequing, brokerage and investment accounts, retirement and education savings accounts, real estate holdings and insurance policies (health, home, life, car, disability and long-term care). Debts may include credit card accounts, mortgage accounts and other personal loans. The inventory should also include legal documents such as a will, trusts and power of attorney documents, as well as titles, deeds and business documents. Any valuable property, such as artwork or jewelry, should be documented. Finally, the list should include the contact details of professionals involved in your finances, such as accountants, investment advisors and lawyers.

A detailed inventory should include contact information, account numbers, user name/password information and other account access details. Other information may be considered, such as social insurance numbers, automobile VIN/licensing details, cell phone providers and loyalty rewards programs. Given the abundance of sensitive information, you will need to ensure that this document is kept in a safe place, yet one that can be accessed by others if needed. It may also be beneficial to keep account number/password information in a separate location for greater security.

If you have yet to create an inventory and are in need of worksheets or tools to assist with this exercise, please call the office.

1. At the start of 2020. nationalpost.com/news/heres-how-to-see-if-you-have-any-of-the-888m-in-unclaimed-bank-accounts-the-bank-of-canada-is-holding; nationalpost.com/news/canada/canada-revenue-agency-1-billion-uncashed-cheques

You Asked: Should I Delay RESP Withdrawals?

With the volatile market performance in 2022, some who hold a Registered Education Savings Plan (RESP) have asked: Should I delay RESP withdrawals? Having patience is never a bad thing when it comes to investing through the inevitable cycles and for those with sufficient funds to cover short-term education needs this may be an option. However, there may be reasons not to delay withdrawing RESP funds.

Remember that educational assistance payments (EAPs) — the withdrawal of income, capital gains and grants that have accumulated in the plan — are taxable in the hands of the beneficiary. The original contributions made to the RESP are not taxable. If you are considering withdrawing EAPs, there may be benefits in doing so before year end to use a student's tax credits. Consider that the basic personal amount for the 2022 tax year is \$14,398. Assuming a federal tuition credit of \$6,700, this combined would total a federal tax credit of \$21,098, meaning that a student with no other income could potentially receive \$21,098 of EAPs in 2022 and pay no tax.

As you plan ahead to minimize the tax bill, consider that the student could carry forward the federal tuition tax credit to a future year.

However, the basic personal amount cannot be carried forward; it must be used in the current tax year. As such, you may wish to utilize this tax credit amount. As you look to optimize a family tax bill,

you should also consider that a student may transfer a maximum of \$5,000 of the current year's federal tuition amount to a parent or grandparent (or spouse/partner, or the spouse's parent/grandparent).

It May Be a Great Time To Contribute to the RESP!

For (grand)parents with young children looking to support a future education, it may be an opportune time to consider opening and/or contributing to the RESP. Over recent years, it has been difficult to find quality investments at reasonable prices, but 2022 has certainly presented greater opportunities and the RESP can benefit. Please call the office if we can assist. We continue to advocate the RESP to save for a child's education.



Bull & Bear Markets: A Closer Look

In the first half of 2022, the S&P 500 Index entered into a bear market prompting some to ask: are the Canadian markets next? As a reminder, a bear market is often defined as a period in which stocks have declined by 20 percent from a previous peak over a period of usually two months or more.

While the Canadian markets have been more resilient to date, consider that bear markets are a normal part of the investing cycle. Since 1970, the S&P/TSX Composite Index has had an average annual return of over six percent (not including dividends reinvested), but this hasn't come without an abundance of ups and downs. There have been nine bull markets, lasting 61 months (on average), leading to an average gain of 151 percent.* This compares to eight bear markets, which lasted 10 months (on average), resulting in an average decline of 32 percent.* The upturns, on balance, lasted longer than the downturns and took prices to much higher than their former peaks.

While declining asset values during bear market times may feel uncomfortable, it shouldn't be a time for investors to run and hide. This is because the biggest up and down days often occur during down markets.¹ Since 1928, the S&P 500 Index has had 350 trading days when the index fell by three percent or worse and 290 days when it surged by three percent or more in a single day. More than 90 percent of both volatile days have taken place during market corrections of 10 percent or worse and more than 80 percent have taken place during a bear market drawdown of 20 percent or worse.

By making rash decisions such as exiting the markets during a market drop, you're likely to miss significant upward moves.

Consider also what happens after a bear market. It isn't uncommon to see significant gains. Here are the worst bear markets for the S&P 500 Index since 1970 (chart), along with their ensuing one, three and five-year forward returns. While the timing is uncertain, we know that equity values eventually recover their positive tone in the same way as the cycle swings back towards more optimism.

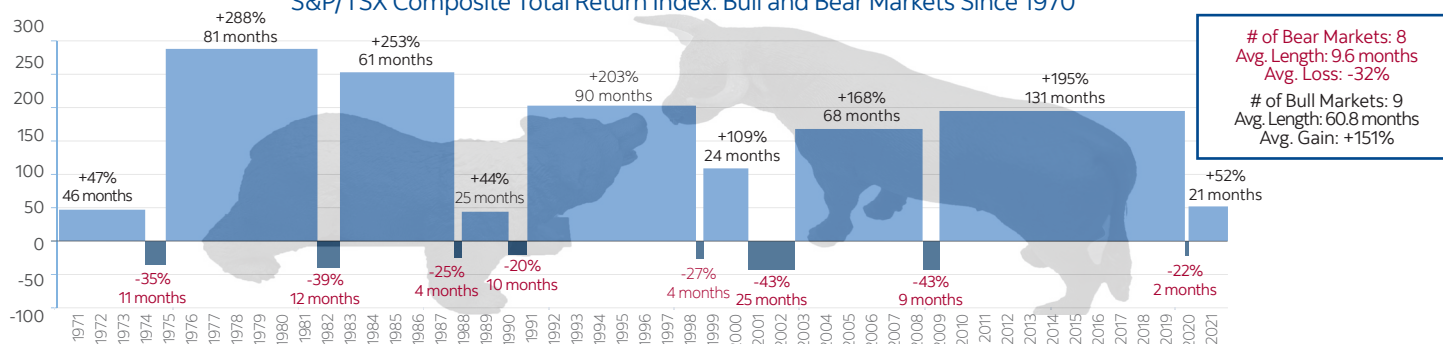
S&P 500 Index Returns After a Bear Market

Drawdown	Peak	Trough	1 Year	3 Years	5 Years
-56.8%	10/9/07	3/9/09	53.6%	97.9%	181.6%
-49.1%	3/24/00	10/9/02	24.4%	59.0%	105.1%
-48.2%	1/11/73	10/3/74	38.1%	72.7%	117.5%
-33.5%	8/25/87	12/4/87	23.2%	55.5%	121.7%
-31.9%	2/19/20	3/20/20	69.8%	TBD	TBD

Equities continue to be one of the best asset classes in which to grow wealth, but this is not without market fluctuations. This period of volatility and economic uncertainty will eventually pass. Longer-term investors should remember that portfolios have been positioned with the expectation that the equity markets will experience both ups and downs — this is a normal part of the investing journey. Continue to look forward to better days ahead.

1. <https://awealthofcommonsense.com/2022/08/when-is-a-bear-market-over/>
*Including reinvested dividends.

S&P/TSX Composite Total Return Index: Bull and Bear Markets Since 1970



Source: S&P/TSX Composite Total Return Index monthly close from 1/1/70 to 12/31/21.

Kairas Mehta
Senior Investment Advisor
 Manulife Securities Incorporated
Life Insurance Advisor
 Manulife Securities Insurance Inc.
 Tel: 905-605-7400 Ext. 350
 Fax: 888-766-7484
kairas.mehta@manulifesecurities.ca

The Mehta Wealth Management Group
 Manulife Securities Incorporated
 206 – 5451 Hwy. 7,
 Woodbridge, ON L4L 0B2
themehtawealthmanagementgroup.com

 **Manulife Securities**

This newsletter has been prepared on a contract basis for the Investment Advisor noted by J. Hirasawa & Associates. This publication is solely the work of Kairas Mehta for the private information of his clients. Although the author is a Manulife Securities Advisor, he is not a financial analyst at Manulife Securities Incorporated and/or Manulife Securities Insurance Inc. ("Manulife Securities"). This is not an official publication of Manulife Securities. The views, opinions and recommendations are those of the author alone and they may not necessarily be those of Manulife Securities. This publication is not an offer to sell or a solicitation of an offer to buy any securities. This publication is not meant to provide legal, accounting or account advice. As each situation is different, you should seek advice based on your specific circumstances. Please call to arrange for an appointment. The information contained herein was obtained from sources believed to be reliable; however, no representation or warranty, express or implied, is made by the writer, Manulife Securities or any other person as to its accuracy, completeness or correctness. The opinions expressed are those of the author and may not necessarily reflect those of Manulife Securities Incorporated and/or Manulife Securities Insurance Inc. The Mehta Wealth Management Group is a trade name used to carry on business related to stocks, bonds and mutual funds products only. Stocks, bonds and mutual funds are offered through Manulife Securities Incorporated. Insurance products and services are offered through Manulife Securities Insurance Inc. Banking products and services are offered by referral arrangements through our related company Manulife Bank of Canada. Please confirm with your Advisor which company you are dealing with for each of your products and services. Manulife Securities Incorporated does not make any representation that the information provided in the 3rd Party articles is accurate and will not accept any responsibility or liability for any inaccuracies in the information or content of any 3rd party articles. Any opinion or advice expressed in the 3rd party article, including the opinion of a Manulife Securities Advisor, should not be construed as, and may not reflect, the opinion or advice of Manulife Securities. The 3rd party articles are provided for information purposes only and are not meant to provide legal accounting or account advice. Kairas Mehta and Manulife Securities Incorporated and/or Manulife Securities Insurance Inc. Manulife Securities do not make any representation that the information in any linked site is accurate and will not accept any responsibility or liability for any inaccuracies in the information not maintained by them, such as linked sites. Any opinion or advice expressed in a linked site should not be construed as the opinion or advice of Kairas Mehta or Manulife Securities. The information in this communication is subject to change without notice. Manulife Securities Incorporated is a member of the Canadian Investor Protection Fund. Manulife, Manulife & Stylized M Design, Stylized M Design and Manulife Securities are trademarks of The Manufacturers Life Insurance Company and are used by it, and by its affiliates under license.