

Advisor Rationale for Recommendations

Date: October 30, 2023
Investor: First Capital Financial
Advisor: Martin Weiler
Product: Mutual Fund
Product Name: Mackenzie Ivy Foreign Equity Fund Series F
Client ID:
Account Number:

Processes Covered to Explain Security

Ivy Foreign Equity is a Low-Moderate risk fund that has historically delivered solid, risk-adjusted returns over time. Its lower downside capture rate is consistent with our client's long term investment objectives.

Reasons Investor Selected Security

Left blank by Advisor.

According to the Advisor, these are the reasons this Mutual Fund was chosen:

- Performance vs. Peers
- Favorable Volatility Profile vs, Peers
- Supports Portfolio Diversification Goals
- Fund Manager Track Record and Tenure
- Supports Overall Portfolio Strategy
- Tax Efficiency

RELATIVE PERFORMANCE

Mackenzie Ivy Foreign Equity Fund Series F


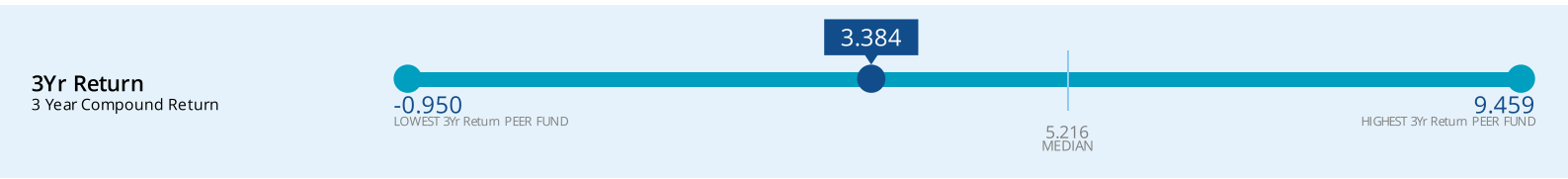


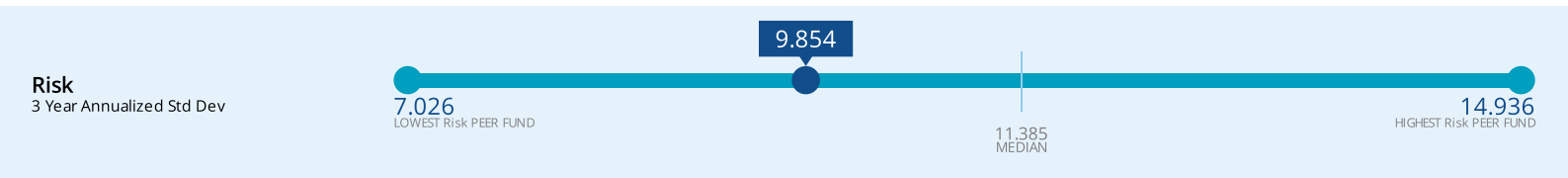



WORLD SOURCE
FINANCIAL MANAGEMENT INC.

PEER GROUP DEFINITION

There are 107 of 28,825 matching securities of type Mutual Fund.

| SECURITY TYPE | CATEGORY | RISK RATING | LOAD TYPE | SHARE CLASS | CURRENCY |
|---------------|---------------|---------------|-----------|------------------|----------|
| Mutual Fund | Global Equity | Low to Medium | NoLoad | Fee Based Advice | CAD |



Peer Group Details

PEER GROUP DEFINITION

There are 107 of 28,825 matching securities of type Mutual Fund.

| SECURITY TYPE | CATEGORY | RISK RATING | LOAD TYPE | SHARE CLASS | CURRENCY |
|---------------|---------------|---------------|-----------|------------------|----------|
| Mutual Fund | Global Equity | Low to Medium | NoLoad | Fee Based Advice | CAD |

* Recommended product (highlighted) vs. rest of the Peer Group

| Code | Manufacturer | Name | Peer Rating | MER | Risk | Sharpe Ratio | 1Yr Return | 3Yr Return | 5Yr Return |
|----------|--------------------------------|---|-------------|------|--------|--------------|------------|------------|------------|
| MFC077 | Mackenzie Financial Corp | Mackenzie Ivy Foreign Equity Fund Series F | 5 | 1.06 | 9.854 | 0.058 | 13.709 | 3.384 | 5.512 |
| TML5798 | Franklin Templeton Investments | Franklin Quotential Diversified Equity Port FT | N/A | 1.04 | N/A | N/A | 15.692 | N/A | N/A |
| AGF1427 | AGF Investments Inc. | AGF Elements Global Portfolio Series W | N/A | 0.13 | 11.205 | 0.16 | 14.106 | 7.699 | 6.576 |
| DYN3612 | Dynamic Funds | Dynamic Global Dividend Class Series F | N/A | 1.08 | 11.396 | -0.054 | 2.787 | -0.938 | 4.218 |
| RBF1924 | RBC Global Asset Mgmt Inc. | RBC QUBE Low Volatility All Country Wld Equ Fd F | N/A | N/A | N/A | N/A | 8.674 | N/A | N/A |
| MFC8492 | Mackenzie Financial Corp | Mackenzie Ivy Foreign Equity Cur Neut Fd Ser FB | N/A | 1.39 | 11.763 | 0.059 | 13.062 | 3.605 | 4.724 |
| MFC8494 | Mackenzie Financial Corp | Mackenzie Ivy Foreign Equity Cur Neut Fd Ser F8 | N/A | 1.02 | 11.77 | 0.068 | 13.339 | 3.972 | 5.117 |
| GOC1083 | Canoe Financial | Canoe Defensive Global Equity Fund F | N/A | 1.15 | 11.953 | 0.099 | 12.457 | 5.359 | 7.742 |
| AGF5000 | AGF Investments Inc. | AGF Global Dividend Fund Series F | N/A | 1.22 | 10.849 | 0.176 | 14.011 | 8.157 | 5.701 |
| GOC10831 | Canoe Financial | Canoe Defensive Global Equity Fund FH | N/A | 1.18 | 13.884 | 0.098 | 12.646 | 5.747 | 7.086 |
| NBC4050 | NB Investments | NBI Non-Trad Capital Appreciation Private Port F | N/A | 1.07 | N/A | N/A | 8 | N/A | N/A |
| MFC6855 | Mackenzie Financial Corp | Mackenzie Global Dividend Fund Series PWFb5 | N/A | 1.07 | 11.62 | 0.136 | 14.816 | 6.861 | 8.227 |
| MFC8499 | Mackenzie Financial Corp | Mackenzie Ivy Foreign Equity Cur Neut Fd Ser PWX8 | N/A | 0 | 11.781 | 0.093 | 14.505 | 5.036 | 6.119 |
| MFC6898 | Mackenzie Financial Corp | Mackenzie Ivy Foreign Equity Fund Series PWFb5 | N/A | 1.08 | 9.854 | 0.057 | 13.688 | 3.353 | 5.608 |
| NPP964 | Ninepoint Partners LP | Ninepoint Focused Global Dividend Fund Series F | N/A | 1.78 | 11.479 | 0.094 | 13.362 | 5.039 | 5.392 |
| MFC6009 | Mackenzie Financial Corp | Mackenzie Global Dividend Fund Series PWX | N/A | 0 | 11.632 | 0.163 | 16.055 | 8.001 | 9.386 |
| MFC5062 | Mackenzie Financial Corp | Mackenzie MD All World Developed Ind Fd Ser FB | N/A | 0.85 | 11.151 | -0.045 | 9.028 | -0.505 | 2.171 |
| MFC5063 | Mackenzie Financial Corp | Mackenzie MD All World Developed Ind Fd Ser FB5 | N/A | 0.85 | 11.153 | -0.042 | 9.15 | -0.415 | 2.269 |
| BMO95217 | BMO Investments Inc. | BMO Tactical Global Equity ETF Fund Series F | N/A | 0.92 | 9.006 | 0.134 | 0.368 | 5.759 | 4.19 |
| DYN277 | Dynamic Funds | Marquis Equity Portfolio Series F | N/A | 1.38 | 12.368 | 0.028 | 9.152 | 2.282 | 3.889 |
| MFC8688 | Mackenzie Financial Corp | Symmetry Equity Portfolio Series F8 | N/A | 1.08 | 14.091 | 0.104 | 15.487 | 6.112 | N/A |
| MFC8685 | Mackenzie Financial Corp | Symmetry Equity Portfolio Series FB | N/A | 1.33 | 14.079 | 0.098 | 15.121 | 5.766 | 4.783 |
| PIC8401 | Picton Mahoney | Picton Mahoney Fortified Equity Fund Class F | N/A | 1.46 | 12.5 | 0.158 | 16.844 | 8.189 | 8.131 |
| AGF2507 | AGF Investments Inc. | AGF Global Dividend Fund Series FV | N/A | 1.55 | 10.842 | 0.167 | 13.708 | 7.803 | N/A |
| MFC8481 | Mackenzie Financial Corp | Mackenzie Ivy Foreign Equity Cur Neut Fd Ser F | N/A | 1.06 | 11.77 | 0.067 | 13.312 | 3.939 | 5.092 |
| MFC5061 | Mackenzie Financial Corp | Mackenzie MD All World Developed Ind Fd Ser F5 | N/A | 0.74 | 11.156 | -0.042 | 9.116 | -0.4 | 2.282 |
| TDB2545 | TD Asset Management Inc. | TD Global Low Volatility Fund - F Series | N/A | 0.99 | 9.434 | 0.111 | 8.681 | 5.148 | 2.376 |

Peer Group Details

Peer Group compared Securities continued...

* Recommended product (highlighted) vs. rest of the Peer Group

| Code | Manufacturer | Name | Peer Rating | MER | Risk | Sharpe Ratio | 1Yr Return | 3Yr Return | 5Yr Return |
|---------------|---------------------------------|--|-------------|-------------|--------------|--------------|---------------|--------------|--------------|
| MFC077 | Mackenzie Financial Corp | Mackenzie Ivy Foreign Equity Fund Series F | 5 | 1.06 | 9.854 | 0.058 | 13.709 | 3.384 | 5.512 |
| GCG697 | Guardian Capital LP | Guardian Directed Equity Path Portfolio Series F | N/A | 1.16 | 7.026 | 0.029 | 6.872 | 2.319 | N/A |
| MFC5060 | Mackenzie Financial Corp | Mackenzie MD All World Developed Ind Fd Ser F | N/A | 0.73 | 11.153 | -0.041 | 9.165 | -0.378 | 2.293 |
| MFC8686 | Mackenzie Financial Corp | Symmetry Equity Portfolio Series FB5 | N/A | 1.42 | 14.077 | 0.101 | 15.249 | 5.925 | 4.918 |
| TDB2311 | TD Asset Management Inc. | TD Global Equity Income Pool Series F | N/A | 0.96 | N/A | N/A | 9.962 | N/A | N/A |
| NPP5002 | Ninepoint Partners LP | Ninepoint Target Income Fund Series F | N/A | N/A | N/A | N/A | 8.883 | N/A | N/A |
| AGF2506 | AGF Investments Inc. | AGF Global Dividend Class Series FV | N/A | 1.66 | 10.64 | 0.159 | 13.348 | 7.37 | N/A |
| MFC5690 | Mackenzie Financial Corp | Mackenzie Ivy Foreign Equity Fund Series PWX8 | N/A | 0 | 9.863 | 0.089 | 14.908 | 4.478 | N/A |
| NWT8312 | NEI | NEI Select Maximum Growth RS Portfolio Series PF | N/A | 0.98 | 12.02 | 0.087 | 12.859 | 4.826 | N/A |
| PFC7401 | Purpose Investments Inc. | Black Diamond Impact Core Equity Fund Class F | N/A | N/A | N/A | N/A | -3.335 | N/A | N/A |
| MFC8502 | Mackenzie Financial Corp | Mackenzie Ivy Foreign Equity Cur Neut Fd Ser PWFB | N/A | 1.07 | 11.771 | 0.067 | 13.316 | 3.937 | 5.087 |
| MFC8496 | Mackenzie Financial Corp | Mackenzie Ivy Foreign Equity Cur Neut Fd Ser PWFB5 | N/A | 1.08 | 11.765 | 0.067 | 13.358 | 3.954 | N/A |
| GOC10832 | Canoe Financial | Canoe Defensive Global Equity Fund F6 | N/A | 1.23 | 11.952 | 0.097 | 12.372 | 5.281 | 7.671 |
| MFC6030 | Mackenzie Financial Corp | Mackenzie Ivy Foreign Equity Fund Series PWX | N/A | 0 | 9.864 | 0.089 | 14.908 | 4.474 | 6.626 |
| TDB3492 | TD Asset Management Inc. | TD Global Low Volatility Fund - FT5 Series | N/A | 1 | 9.438 | 0.111 | 8.67 | 5.142 | 2.368 |
| RBF1680 | RBC Global Asset Mgmt Inc. | RBC QUBE Low Volatility Global Equity Cu Ne Fd F | N/A | 1 | 11.967 | 0.13 | 12.275 | 6.71 | 4.071 |
| DYN2202 | Dynamic Funds | Dynamic Global Dividend Class Series FT | N/A | 1.09 | 11.396 | -0.054 | 2.772 | -0.95 | 4.206 |
| NBC798 | NB Investments | NBI SmartBeta Global Equity Fund F Series | N/A | 0.98 | 10.035 | 0.076 | 13.156 | 4.058 | 4.747 |
| MFC8683 | Mackenzie Financial Corp | Symmetry Equity Portfolio Series F5 | N/A | 1.01 | 14.116 | 0.106 | 15.493 | 6.185 | 5.197 |
| MFC5828 | Mackenzie Financial Corp | Mackenzie Global Dividend Fund Series LF | N/A | 1.09 | 11.62 | 0.136 | 14.797 | 6.831 | N/A |
| NPP398 | Ninepoint Partners LP | Ninepoint Focused Global Dividend Fund Series PF | N/A | N/A | N/A | N/A | N/A | N/A | N/A |
| MFC8693 | Mackenzie Financial Corp | Symmetry Equity Portfolio Series PWX8 | N/A | 0.01 | 14.024 | 0.114 | 16.649 | 6.607 | 5.864 |
| MFC8696 | Mackenzie Financial Corp | Symmetry Equity Portfolio Series PWFB | N/A | 1.04 | 14.059 | 0.102 | 15.461 | 5.973 | 5.091 |
| NPP499 | Ninepoint Partners LP | Ninepoint Focused Global Dividend Fund Series QF | N/A | N/A | N/A | N/A | N/A | N/A | N/A |
| DYN2203 | Dynamic Funds | Dynamic Global Dividend Fund Series FT | N/A | 1.08 | 11.384 | -0.053 | 2.852 | -0.921 | 4.196 |
| SUN1403 | SLGI Asset Management Inc. | Sun Life MFS Low Volatility Global Equity Fund F | N/A | 0.96 | 9.513 | 0.164 | 14.12 | 6.985 | 6.375 |
| MFC8691 | Mackenzie Financial Corp | Symmetry Equity Portfolio Series PWX | N/A | 0.01 | 14.131 | 0.124 | 16.649 | 7.131 | 6.163 |

Peer Group Details

Peer Group compared Securities continued...

* Recommended product (highlighted) vs. rest of the Peer Group

| Code | Manufacturer | Name | Peer Rating | MER | Risk | Sharpe Ratio | 1Yr Return | 3Yr Return | 5Yr Return |
|---------------|---------------------------------|---|-------------|-------------|--------------|--------------|---------------|--------------|--------------|
| MFC077 | Mackenzie Financial Corp | Mackenzie Ivy Foreign Equity Fund Series F | 5 | 1.06 | 9.854 | 0.058 | 13.709 | 3.384 | 5.512 |
| TML5799 | Franklin Templeton Investments | Franklin Quotential Diversified Equity Port FT | N/A | 1.04 | N/A | N/A | 15.692 | N/A | N/A |
| NPP5005 | Ninepoint Partners LP | Ninepoint Target Income Fund Series SF | N/A | N/A | N/A | N/A | 9.154 | N/A | N/A |
| PCA330 | SEI Investments Canada Company | SEI Global Managed Volatility Fund Class F | N/A | 0.95 | 9.48 | 0.192 | 13.118 | 7.987 | 3.907 |
| GOC10836 | Canoe Financial | Canoe Defensive Global Equity Fund FV | N/A | 1.35 | 11.954 | 0.1 | 12.512 | 5.411 | 7.788 |
| TML5007 | Franklin Templeton Investments | Franklin Quotential Diversified Equity Port F | N/A | 1.05 | 12.452 | 0.092 | 15.677 | 5.151 | 5.954 |
| RBF531 | RBC Global Asset Mgmt Inc. | RBC QUBE Low Volatility Global Equity Fund FT5 | N/A | 0.98 | 9.738 | 0.126 | 10.608 | 5.769 | 4.818 |
| MMF662 | Manulife Investment Management | Manulife Tax-Managed Growth Fund Series F | N/A | 1.32 | 12.478 | 0.073 | 13.578 | 4.318 | 6.139 |
| MFC8493 | Mackenzie Financial Corp | Mackenzie Ivy Foreign Equity Cur Neut Fd Ser F5 | N/A | 1.07 | 11.77 | 0.066 | 13.325 | 3.916 | 5.115 |
| CIG499T5 | CI Investments Inc. | CI Mosaic Growth ETF Portfolio Class FT5 | N/A | 0.87 | 11.071 | 0.136 | 12.468 | 6.643 | N/A |
| DYN3621 | Dynamic Funds | Dynamic Global Dividend Fund Series F | N/A | 1.08 | 11.385 | -0.054 | 2.845 | -0.931 | 4.189 |
| DYN2913 | Dynamic Funds | Dynamic Global Equity Fund Series F | N/A | 1.2 | 14.936 | 0.06 | 22.472 | 3.937 | 7.313 |
| NWT90312 | NEI | NEI Select Maximum Growth RS Portfolio Series F | N/A | 1.31 | 12.024 | 0.079 | 12.483 | 4.48 | 4.789 |
| PIC8403 | Picton Mahoney | Picton Mahoney Fortified Equity Fund Class FT | N/A | 1.69 | 12.459 | 0.171 | 16.816 | 8.796 | 8.531 |
| MFC5652 | Mackenzie Financial Corp | Mackenzie MD All World Developed Ind Fd Ser F8 | N/A | 0.74 | 11.153 | -0.043 | 9.039 | -0.457 | N/A |
| TDB2551 | TD Asset Management Inc. | TD Global Low Volatility Fund - FT8 Series | N/A | 1.02 | 9.47 | 0.11 | 8.634 | 5.125 | 2.351 |
| BMO68217 | BMO Investments Inc. | BMO Tactical Global Equity ETF Fund Series F | N/A | 0.92 | 9.006 | 0.134 | 0.368 | 5.759 | 4.19 |
| AGF400 | AGF Investments Inc. | AGF Elements Global Portfolio Series F | N/A | 1.32 | 11.203 | 0.131 | 12.82 | 6.482 | 5.363 |
| SUN4400 | SLGI Asset Management Inc. | Sun Life Tactical Equity ETF Portfolio Series F | N/A | 0.76 | 13.104 | 0.096 | 13.505 | 5.488 | N/A |
| TDB2313 | TD Asset Management Inc. | TD Global Equity Income Pool Series FT5 | N/A | 0.96 | N/A | N/A | 9.952 | N/A | N/A |
| AGF1412 | AGF Investments Inc. | AGF Elements Global Portfolio Class Series W | N/A | 0.13 | 11.115 | 0.162 | 13.893 | 7.715 | 6.544 |
| MFC6876 | Mackenzie Financial Corp | Mackenzie MD All World Developed Ind Fd Ser PWFB | N/A | 0.74 | 11.152 | -0.042 | 9.145 | -0.398 | 2.286 |
| DYN1131 | Dynamic Funds | Dynamic Global Dividend Fund Series F | N/A | 1.08 | 11.385 | -0.054 | 2.845 | -0.931 | 4.189 |
| MFC4882 | Mackenzie Financial Corp | Mackenzie Ivy Foreign Equity Fund Series FB5 | N/A | 1.45 | 9.85 | 0.051 | 13.479 | 3.146 | 5.279 |
| MFC2406 | Mackenzie Financial Corp | Mackenzie Ivy Foreign Equity Fund Series F8 | N/A | 1.04 | 9.854 | 0.059 | 13.726 | 3.4 | 5.534 |
| DYN426 | Dynamic Funds | Dynamic Global Dividend Class Series F | N/A | 1.08 | 11.396 | -0.054 | 2.787 | -0.938 | 4.218 |
| MFC8497 | Mackenzie Financial Corp | Mackenzie Ivy Foreign Equity Cur Neut Fd Ser PWX | N/A | 0 | 11.782 | 0.092 | 14.505 | 5.035 | 6.115 |

Peer Group Details

Peer Group compared Securities continued...

* Recommended product (highlighted) vs. rest of the Peer Group

| Code | Manufacturer | Name | Peer Rating | MER | Risk | Sharpe Ratio | 1Yr Return | 3Yr Return | 5Yr Return |
|----------|--------------------------------|---|-------------|------|--------|--------------|------------|------------|------------|
| MFC077 | Mackenzie Financial Corp | Mackenzie Ivy Foreign Equity Fund Series F | 5 | 1.06 | 9.854 | 0.058 | 13.709 | 3.384 | 5.512 |
| TML844 | Franklin Templeton Investments | Franklin Quotential Diversified Equity Port F | N/A | 1.05 | 12.452 | 0.092 | 15.677 | 5.151 | 5.954 |
| AGF1404 | AGF Investments Inc. | AGF Global Dividend Fund Series W | N/A | 0 | 10.85 | 0.208 | 15.384 | 9.459 | 6.973 |
| GCG570F | Guardian Capital LP | Guardian i3 Global Dividend Growth Fund Series WF | N/A | 0.78 | N/A | N/A | 17.702 | N/A | N/A |
| CIG4164 | CI Investments Inc. | CI Mosaic Growth ETF Portfolio Class F | N/A | 0.84 | 11.074 | 0.137 | 12.484 | 6.667 | N/A |
| TDB2685 | TD Asset Management Inc. | TD Global Low Volatility Class F Series | N/A | 1.01 | 9.45 | 0.111 | 8.684 | 5.127 | 2.378 |
| SUN51403 | SLGI Asset Management Inc. | Sun Life MFS Low Volatility Global Equity Fund F5 | N/A | 1.01 | 9.512 | 0.162 | 14.059 | 6.918 | 6.326 |
| MFC6278 | Mackenzie Financial Corp | Mackenzie Global Dividend Fund Series PWX8 | N/A | 0 | 11.632 | 0.163 | 16.053 | 8.003 | 9.388 |
| BMO36217 | BMO Investments Inc. | BMO Tactical Global Equity ETF Fund Series F6 | N/A | 0.9 | 9.002 | 0.135 | 0.423 | 5.774 | 4.21 |
| MFC4940 | Mackenzie Financial Corp | Mackenzie Global Dividend Fund Series FB5 | N/A | 1.35 | 11.617 | 0.129 | 14.501 | 6.554 | 7.917 |
| BMO67217 | BMO Investments Inc. | BMO Tactical Global Equity ETF Fund Series F6 | N/A | 0.9 | 9.002 | 0.135 | 0.423 | 5.774 | 4.21 |
| AGF1415 | AGF Investments Inc. | AGF Global Dividend Class Series W | N/A | 0 | 10.64 | 0.207 | 15.11 | 9.274 | 6.808 |
| MFC6877 | Mackenzie Financial Corp | Mackenzie MD All World Developed Ind Fd Ser PWFBS | N/A | 0.74 | 11.154 | -0.04 | 9.212 | -0.318 | 2.374 |
| AGF5033 | AGF Investments Inc. | AGF Global Dividend Class Series F | N/A | 1.32 | 10.631 | 0.172 | 13.657 | 7.891 | 5.437 |
| MFC8495 | Mackenzie Financial Corp | Mackenzie Ivy Foreign Equity Cur Neut Fd Ser FB5 | N/A | 1.45 | 11.769 | 0.06 | 13.005 | 3.674 | N/A |
| MFC6897 | Mackenzie Financial Corp | Mackenzie Ivy Foreign Equity Fund Series PWFB | N/A | 1.05 | 9.854 | 0.058 | 13.707 | 3.386 | 5.514 |
| MFC4881 | Mackenzie Financial Corp | Mackenzie Ivy Foreign Equity Fund Series FB | N/A | 1.4 | 9.85 | 0.048 | 13.316 | 3.032 | 5.151 |
| DJT03934 | Desjardins Funds | Desjardins Low Volatility Global Equity Fd F | N/A | 1.02 | 9.633 | 0.028 | 10.57 | 2.328 | 2.057 |
| MFC4939 | Mackenzie Financial Corp | Mackenzie Global Dividend Fund Series FB | N/A | 1.39 | 11.617 | 0.128 | 14.451 | 6.513 | 7.872 |
| MFC2422 | Mackenzie Financial Corp | Mackenzie Global Dividend Fund Series F | N/A | 1.05 | 11.621 | 0.137 | 14.849 | 6.88 | 8.244 |
| MFC8669 | Mackenzie Financial Corp | Symmetry Equity Portfolio Series F | N/A | 1.06 | 14.102 | 0.105 | 15.433 | 6.126 | 5.201 |
| DYN3833 | Dynamic Funds | Marquis Equity Portfolio Series FT | N/A | 1.36 | N/A | N/A | 10.121 | N/A | N/A |
| DYN2777 | Dynamic Funds | Dynamic Global Equity Income Fund Series F | N/A | 1.13 | 12.436 | 0.119 | 11.543 | 6.37 | 4.778 |
| AGF5011 | AGF Investments Inc. | AGF Elements Global Portfolio Class Series F | N/A | 1.57 | 11.085 | 0.125 | 12.287 | 6.208 | 5.062 |
| MFC6854 | Mackenzie Financial Corp | Mackenzie Global Dividend Fund Series PWFB | N/A | 1.04 | 11.621 | 0.137 | 14.854 | 6.889 | 8.254 |
| MFC2425 | Mackenzie Financial Corp | Mackenzie Global Dividend Fund Series F8 | N/A | 1.04 | 11.62 | 0.137 | 14.86 | 6.887 | 8.248 |
| TDB2314 | TD Asset Management Inc. | TD Global Equity Income Pool Series FT8 | N/A | 0.96 | N/A | N/A | 9.892 | N/A | N/A |

Peer Group Details

Peer Group compared Securities continued...

* Recommended product (highlighted) vs. rest of the Peer Group

| Code | Manufacturer | Name | Peer Rating | MER | Risk | Sharpe Ratio | 1Yr Return | 3Yr Return | 5Yr Return |
|---------|----------------------------|---|-------------|------|--------|--------------|------------|------------|------------|
| MFC077 | Mackenzie Financial Corp | Mackenzie Ivy Foreign Equity Fund Series F | 5 | 1.06 | 9.854 | 0.058 | 13.709 | 3.384 | 5.512 |
| MFC6620 | Mackenzie Financial Corp | Mackenzie MD All World Developed Ind Fd Ser PWX | N/A | 0.01 | 11.159 | -0.023 | 9.948 | 0.33 | 3.04 |
| MFC5536 | Mackenzie Financial Corp | Mackenzie Ivy Foreign Equity Fund Series F5 | N/A | 1.04 | 9.854 | 0.059 | 13.732 | 3.409 | 5.532 |
| RBF687 | RBC Global Asset Mgmt Inc. | RBC QUBE Low Volatility Global Equity Fund F | N/A | 0.98 | 9.738 | 0.126 | 10.605 | 5.768 | 4.821 |