

Advisor Rationale for Recommendations

Date: October 30, 2023
Investor: First Capital Financial
Advisor: Martin Weiler
Product: Mutual Fund
Product Name: Guardian Fundamental Global Equity Fund Series WF
Client ID:
Account Number:

Processes Covered to Explain Security

Guardian Global Fundamental offers client's a high-conviction investment option (25 names) comprised of best-in-class companies. The fund has strong performance characteristics and includes dividend-payers/growers.

Reasons Investor Selected Security

Solid performance returns, high-conviction, dividend paying/growing companies. Expectation for an above average investment outcome.

According to the Advisor, these are the reasons this Mutual Fund was chosen:

- Performance vs. Peers
- Supports Portfolio Diversification Goals
- Fund Manager Track Record and Tenure
- Supports Overall Portfolio Strategy
- Tax Efficiency

RELATIVE PERFORMANCE

Guardian Fundamental Global Equity Fund Series WF




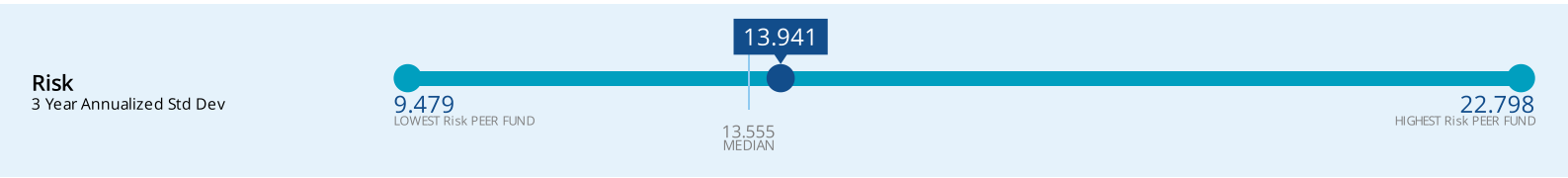
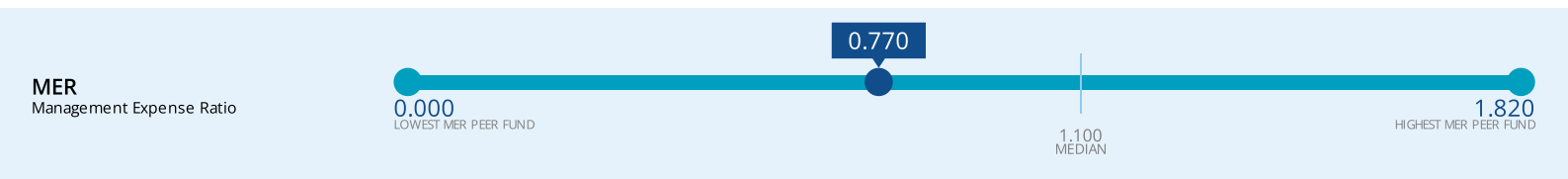


WORLD SOURCE
FINANCIAL MANAGEMENT INC.

PEER GROUP DEFINITION

There are 527 of 28,825 matching securities of type Mutual Fund.

SECURITY TYPE	CATEGORY	RISK RATING	LOAD TYPE	SHARE CLASS	CURRENCY
Mutual Fund	Global Equity	Medium	NoLoad	Fee Based Advice	CAD



Peer Group Details

PEER GROUP DEFINITION

There are 527 of 28,825 matching securities of type Mutual Fund.

SECURITY TYPE	CATEGORY	RISK RATING	LOAD TYPE	SHARE CLASS	CURRENCY
Mutual Fund	Global Equity	Medium	NoLoad	Fee Based Advice	CAD

* Recommended product (highlighted) vs. rest of the Peer Group

Code	Manufacturer	Name	Peer Rating	MER	Risk	Sharpe Ratio	1Yr Return	3Yr Return	5Yr Return
GCG578F	Guardian Capital LP	Guardian Fundamental Global Equity Fund Series WF	5	0.77	13.941	0.102	21.089	5.974	N/A
ATL3643	Renaissance Investments	CIBC Real Assets Private Pool NH-Prem	N/A	1.11	14.147	0.061	-0.442	3.91	1.539
ATL3647	Renaissance Investments	CIBC Real Assets Private Pool F-Prem T4	N/A	1.14	11.451	0.079	0.904	4.398	2.718
FID4111	Fidelity Investments	Fidelity Tactical Global Dividend ETF Fund F	N/A	0.82	13.021	0.218	14.507	11.376	5.254
TML6162	Franklin Templeton Investments	Franklin Martin Currie Sust Glo Equ Fd F	N/A	1.02	N/A	N/A	20.217	N/A	N/A
ATL3650	Renaissance Investments	CIBC Real Assets Private Pool FH-Prem T4	N/A	1.2	14.19	0.047	-0.235	3.204	0.277
CIG4283	CI Investments Inc.	CI Global Climate Leaders Fund Series F	N/A	1.03	N/A	N/A	6.101	N/A	N/A
GCGCC604	Guardian Capital LP	Sustainable Growth 100 Fund Series CCF	N/A	N/A	N/A	N/A	13.956	N/A	N/A
MMF9840	Manulife Investment Management	Manulife Global Dividend Class Series I	N/A	0.15	12.556	0.172	20.914	8.862	8.716
DYN3604	Dynamic Funds	Dynamic Blue Chip Equity Fund Series F	N/A	1.18	14.871	0.053	22.132	3.562	7.659
DYN3925	Dynamic Funds	Dynamic Global Equity Private Pool Class Ser F	N/A	0.99	14.847	-0.021	11.797	-0.32	5.787
FID2538	Fidelity Investments	Fidelity Long-Term Leaders Fund Series F5	N/A	1.14	N/A	N/A	17.092	N/A	N/A
NWT01211	NEI	NEI Global Growth Fund Series F	N/A	1.06	19.405	-0.115	10.735	-7.5	-2.974
ATL3491	Renaissance Investments	CIBC Global Equity Private Pool N-PremT4	N/A	1.04	13.967	0.152	20.517	8.546	6.874
RBF5718	RBC Global Asset Mgmt Inc.	RBC Global All-Equity Portfolio Series F	N/A	0.85	13.09	0.069	11.428	4.213	N/A
CIG15008	CI Investments Inc.	CI Global Value Corporate Class EF	N/A	1.17	11.491	0.165	16.279	8.023	4.782
CCM1880	IA Clarington	IA Clarington Global Equity Fund Series F6	N/A	1.08	14.057	0.271	17.826	15.027	6.149
VIC600	Vanguard Investments Canada	Vanguard Global Equity Fund Series F	N/A	0.63	N/A	N/A	18.299	N/A	N/A
AGF1451	AGF Investments Inc.	AGF Global Select Fund Series W	N/A	0	14.204	0.147	6.496	8.366	11.667
CIG15177	CI Investments Inc.	CI Global Leaders Fund EF	N/A	1.23	14.662	0.145	15.589	8.482	7.351
AIM40687	Invesco Canada Ltd.	Invesco Global Select Equity Class Series FH	N/A	1.18	18.669	-0.048	17.793	-2.953	1.395
CIG80597	CI Investments Inc.	CI Global Equity Pool Series F	N/A	0.99	N/A	N/A	17.1	N/A	N/A
CIG117	CI Investments Inc.	CI Select Global Equity Fund Class F	N/A	1.34	12.927	0.16	11.827	8.513	6.409
FID7619	Fidelity Investments	Fidelity Global Equity Class Portfolio Ser F5	N/A	1.14	N/A	N/A	13.686	N/A	N/A
BMO68485	BMO Investments Inc.	BMO SelectTrust Equity Growth Portfolio Series F	N/A	1.5	12.511	0.124	14.49	6.615	5.073
CIG918T8	CI Investments Inc.	CI Global Equity Corporate Class FT8	N/A	1.37	13.314	0.073	12.16	4.422	4.591
CIG15056	CI Investments Inc.	CI Portfolio Series Maximum Growth Fd CI EF	N/A	1.26	12.115	0.143	15.426	7.335	5.995

Peer Group Details

Peer Group compared Securities continued...

* Recommended product (highlighted) vs. rest of the Peer Group

Code	Manufacturer	Name	Peer Rating	MER	Risk	Sharpe Ratio	1Yr Return	3Yr Return	5Yr Return
GCG578F	Guardian Capital LP	Guardian Fundamental Global Equity Fund Series WF	5	0.77	13.941	0.102	21.089	5.974	N/A
DYN3011	Dynamic Funds	Dynamic Global Discovery Fund Series F	N/A	1.19	12.528	-0.044	7.681	-0.875	3.816
BMO95748	BMO Investments Inc.	BMO Managed Equity Growth Portfolio Series F	N/A	1.75	N/A	N/A	12.806	N/A	N/A
CIG15112	CI Investments Inc.	CI Select 100e Managed Portfolio Corp CI EF	N/A	1.17	11.521	0.165	16.252	8.049	5.398
BMO68263	BMO Investments Inc.	BMO Global Quality ETF Fund Series F	N/A	0.51	N/A	N/A	25.985	N/A	N/A
CIB355	CIBC Asset Management	CIBC Sustainable Global Equity Fund F	N/A	1.07	N/A	N/A	12.497	N/A	N/A
RBF898	RBC Global Asset Mgmt Inc.	RBC Global Equ Leaders Currency Neutral Fd F	N/A	0.97	N/A	N/A	10.193	N/A	N/A
DYN3837	Dynamic Funds	Marquis Institutional Equity Portfolio Series FT	N/A	1.32	N/A	N/A	10.527	N/A	N/A
BMO67774	BMO Investments Inc.	BMO Concentrated Global Equity Fund Series F6	N/A	0.93	13.9	0.105	21.021	6.088	N/A
MMF9634	Manulife Investment Management	Manulife Global Dividend Fund Series FT6	N/A	1.18	12.517	0.145	19.387	7.585	7.373
CIG80244	CI Investments Inc.	CI MSCI World ESG Impact Fund Unhedged Series F	N/A	0.56	12.592	0.12	27.114	6.469	N/A
NBC4083	NB Investments	NBI Tactical Equity Private Portfolio Series F	N/A	0.81	N/A	N/A	13.511	N/A	N/A
SUN5400	SLGI Asset Management Inc.	Sun Life MFS Global Growth Class Series F	N/A	1.12	13.796	0.095	17.889	5.592	9.179
CIG15166	CI Investments Inc.	CI Global Equity Fund Class EF	N/A	1.18	13.28	0.077	12.361	4.584	4.754
AIM58207	Invesco Canada Ltd.	Invesco Global Dividend ESG ETF Fund Ser F	N/A	0.7	14.015	0.196	13.026	10.91	6.233
ATL3644	Renaissance Investments	CIBC Real Assets Private Pool NH-Prem T4	N/A	1.2	14.431	0.051	-0.639	3.386	0.449
PCA328	SEI Investments Canada Company	SEI Global Equity Pool Class F	N/A	1	13.085	0.149	15.874	8.035	5.513
AIM1517	Invesco Canada Ltd.	Invesco Global Companies Fund Series F	N/A	1.02	13.931	0.057	18.006	3.696	3.457
CIF8823	Capital Intl Asset Mgmt Canada	Capital Group Global Equity Fund (Canada) Ser F4	N/A	0.81	14.504	0.027	18.54	2.161	6.681
NBC8702	NB Investments	Meritage Global Equity Portfolio - F5	N/A	1.24	13.613	0.046	13.911	3.14	4.26
FID678	Fidelity Investments	Fidelity Global Class Series F	N/A	1.07	14.275	0.097	18.303	5.798	6.56
RBF1898	RBC Global Asset Mgmt Inc.	RBC Global Equ Leaders Currency Neutral Fd FT5	N/A	0.97	N/A	N/A	10.42	N/A	N/A
AIM24077	Invesco Canada Ltd.	Invesco Global Dividend Class Series F4	N/A	0.9	14.704	0.039	15.766	2.803	2.47
MFC8336	Mackenzie Financial Corp	Mackenzie Betterworld Global Equity Fund Ser F	N/A	1.07	N/A	N/A	10.325	N/A	N/A
BMO95164	BMO Investments Inc.	BMO Global Innovators Fund Series F	N/A	0.99	N/A	N/A	N/A	N/A	N/A
FRC2020	Russell Investments	Russell Investments Global Equity Class Ser F	N/A	1.22	13.028	0.174	20.461	9.244	7.281
FID7302	Fidelity Investments	Fidelity Disruptors Class Series F8	N/A	1.1	N/A	N/A	13.49	N/A	N/A

Peer Group Details

Peer Group compared Securities continued...

* Recommended product (highlighted) vs. rest of the Peer Group

Code	Manufacturer	Name	Peer Rating	MER	Risk	Sharpe Ratio	1Yr Return	3Yr Return	5Yr Return
GCG578F	Guardian Capital LP	Guardian Fundamental Global Equity Fund Series WF	5	0.77	13.941	0.102	21.089	5.974	N/A
AGF808	AGF Investments Inc.	AGF Global Select Fund Series F	N/A	1.23	14.201	0.122	5.282	7.08	10.333
DYN491	Dynamic Funds	Marquis Institutional Equity Portfolio Series V	N/A	0.3	N/A	N/A	N/A	N/A	N/A
FID5230	Fidelity Investments	Fidelity Global Disciplined Equity Fund Ser F8	N/A	1.09	13.785	0.13	20.857	7.359	7.461
FID6347	Fidelity Investments	Fidelity Founders Currency Neutral Class F8	N/A	1.12	18.497	0.046	17.265	3.116	8.804
TML6160	Franklin Templeton Investments	Franklin Martin Currie Sust Glo Equ Fd F	N/A	1.02	N/A	N/A	20.217	N/A	N/A
MMF3633	Manulife Investment Management	Manulife Global Franchise Fund F	N/A	1.14	17.558	0.083	23.379	5.522	5.277
MFC9525	Mackenzie Financial Corp	Mackenzie Bluewater Next Gen Growth Fund F8	N/A	1.06	N/A	N/A	N/A	N/A	N/A
RBF943	RBC Global Asset Mgmt Inc.	RBC Global Dividend Growth Currency Neutral Fd F	N/A	0.97	17.37	0.096	9.295	6.323	7.19
ATL3490	Renaissance Investments	CIBC Global Equity Private Pool N-Prem	N/A	1.04	13.962	0.152	20.315	8.539	6.924
MFC8405	Mackenzie Financial Corp	Mackenzie Bluewater Glb Growth Fund PWX	N/A	0.01	16.386	0.072	17.834	4.698	8.894
RBF5728	RBC Global Asset Mgmt Inc.	RBC Select Choices Aggressive Growth Portfolio F	N/A	1.29	12.272	0.133	14.832	6.94	6.019
BMO37705	BMO Investments Inc.	BMO Equity Growth ETF Portfolio - Series F4	N/A	0.66	12.321	0.132	14.612	6.909	6.002
RBF20928	RBC Global Asset Mgmt Inc.	RBC Private World Equity Pool Series F	N/A	1.25	12.451	0.127	20.683	6.733	7.731
DFA922	Dimensional	DFA World Equity Portfolio Class F	N/A	0.38	14.402	0.18	17.658	10.266	N/A
TML5756	Franklin Templeton Investments	Templeton Growth Fund Series F	N/A	1.33	13.259	0.078	21.697	4.645	1.568
EDG500	EdgePoint Wealth Management	EdgePoint Global Portfolio Series F	N/A	1	15.281	0.165	17.58	9.851	3.504
CGF764	Counsel Portfolio Services Inc	Counsel All Equity Portfolio Series F	N/A	1.21	12.84	0.113	13.196	6.202	3.541
RBF5677	RBC Global Asset Mgmt Inc.	RBC Global Equity Fund Series FT5	N/A	0.98	14.552	0.036	7.649	2.643	5.718
TDB235	TD Asset Management Inc.	TD Global Shareholder Yield Fund - F Series	N/A	0.99	11.608	0.176	14.68	8.571	5.413
CGF725	Counsel Portfolio Services Inc	IPC Focus Equity Portfolio Series F	N/A	1.15	N/A	N/A	17.832	N/A	N/A
TDB2325	TD Asset Management Inc.	TD Global Equity Class - F Series	N/A	1.03	14.837	0.15	24.642	8.767	10.046
BMO68764	BMO Investments Inc.	BMO Sustainable Opport Global Equity Fund Series F	N/A	0.77	15.951	0.01	11.129	1.117	5.661
MFC8316	Mackenzie Financial Corp	Mackenzie Tax-Managed Global Equity Fund Ser FB	N/A	1.41	N/A	N/A	16.424	N/A	N/A
CIG4311	CI Investments Inc.	CI Global Quality Dividend Managed Corp CI F	N/A	1.48	12.72	0.13	15.18	7.004	3.643
MFC5283	Mackenzie Financial Corp	Mackenzie Global Women's Leadership Fund Series F	N/A	0.79	13.624	0.061	13.65	3.87	4.865
BMO67485	BMO Investments Inc.	BMO SelectTrust Equity Growth Portfolio Series F6	N/A	1.53	12.51	0.123	14.464	6.587	5.036

Peer Group Details

Peer Group compared Securities continued...

* Recommended product (highlighted) vs. rest of the Peer Group

Code	Manufacturer	Name	Peer Rating	MER	Risk	Sharpe Ratio	1Yr Return	3Yr Return	5Yr Return
GCG578F	Guardian Capital LP	Guardian Fundamental Global Equity Fund Series WF	5	0.77	13.941	0.102	21.089	5.974	N/A
CIG80897	CI Investments Inc.	CI Global Equity Pool Series FT8	N/A	0.99	N/A	N/A	17.106	N/A	N/A
MMF4656	Manulife Investment Management	Manulife Global All Cap Focused Fund Series F	N/A	1.26	12.584	0.148	19.506	7.788	7.625
GCG604	Guardian Capital LP	Sustainable Growth 100 Fund Series F	N/A	N/A	N/A	N/A	13.853	N/A	N/A
NWT996	NEI	NEI Global Value Fund Series F	N/A	1.34	15.961	0.091	20.879	5.772	2.802
FID4064	Fidelity Investments	Fidelity Global Growth and Value Cur Neu CI F5	N/A	1.13	14.779	0.15	23.624	8.774	7.094
FID7620	Fidelity Investments	Fidelity Global Equity Class Portfolio Ser F8	N/A	1.06	N/A	N/A	13.754	N/A	N/A
BMO95485	BMO Investments Inc.	BMO SelectTrust Equity Growth Portfolio Series F	N/A	1.5	12.511	0.124	14.49	6.615	5.073
CIG965T8	CI Investments Inc.	CI Synergy Global Corporate Class FT8	N/A	1.4	13.175	0.126	17.3	6.943	7.016
FID639	Fidelity Investments	Fidelity Global Disciplined Equity Class F	N/A	1.12	13.797	0.13	20.868	7.358	7.467
CIG124	CI Investments Inc.	CI Global Value Fund Class F	N/A	1.34	11.547	0.168	16.132	8.213	4.898
NBC7746	NB Investments	Meritage Tactical ETF Equity Portfolio - F	N/A	0.87	12.248	0.142	13.587	7.341	5.481
MFC4893	Mackenzie Financial Corp	Mackenzie Global Equity Fund Series FB	N/A	1.4	13.299	0.183	20.309	9.822	4.908
TML3897	Franklin Templeton Investments	Franklin Martin Currie Sust Glo Equ Fd FT Hdg	N/A	1.02	21.89	0.015	19.147	0.682	-3.095
BMO68743	BMO Investments Inc.	BMO Global Equity Fund Series F	N/A	0.84	12.147	0.187	16.658	9.361	6.455
FID7015	Fidelity Investments	Fidelity Long-Term Leaders Currency Neutral Fd F8	N/A	1.01	N/A	N/A	17.708	N/A	N/A
MFC5665	Mackenzie Financial Corp	Mackenzie Global Equity Fund Series PWFBS	N/A	1.07	13.301	0.192	20.745	10.232	N/A
CIG15066	CI Investments Inc.	CI Global Dividend Opportunities Fund Class EF	N/A	1.21	13.197	0.186	10.944	9.933	6.406
FID6345	Fidelity Investments	Fidelity Founders Currency Neutral Class F	N/A	1.11	18.5	0.046	17.221	3.126	8.851
DYN3821	Dynamic Funds	Dynamic Global Discovery Fund Series FT	N/A	1.19	N/A	N/A	7.68	N/A	N/A
FID7233	Fidelity Investments	Fidelity Climate Leadership Fund Series F8	N/A	1.13	N/A	N/A	17.493	N/A	N/A
CIG15816	CI Investments Inc.	CI Global Dividend Opportunities CC EFT5	N/A	1.16	13.152	0.186	10.82	9.864	6.335
MFC5638	Mackenzie Financial Corp	Mackenzie Global Women's Leadership Fund Ser F5	N/A	0.77	13.624	0.062	13.685	3.904	N/A
MFC9530	Mackenzie Financial Corp	Mackenzie Bluewater Next Gen Growth Fund PWFBS	N/A	1.06	N/A	N/A	N/A	N/A	N/A
TDB2625	TD Asset Management Inc.	TD Global Equity Pool - W	N/A	1.15	12.266	0.104	14.404	5.658	6.777
CIB156	CIBC Asset Management	CIBC Global Equity Fund Class F	N/A	1.17	13.915	0.06	14.249	3.849	N/A
BMO68705	BMO Investments Inc.	BMO Equity Growth ETF Portfolio - Series F	N/A	0.66	12.324	0.132	14.607	6.951	6.093

Peer Group Details

Peer Group compared Securities continued...

* Recommended product (highlighted) vs. rest of the Peer Group

Code	Manufacturer	Name	Peer Rating	MER	Risk	Sharpe Ratio	1Yr Return	3Yr Return	5Yr Return
GCG578F	Guardian Capital LP	Guardian Fundamental Global Equity Fund Series WF	5	0.77	13.941	0.102	21.089	5.974	N/A
FID5231	Fidelity Investments	Fidelity Global Fund Series F5	N/A	1.12	14.263	0.096	18.24	5.747	6.509
CIG4323	CI Investments Inc.	CI Global Equity Corporate Class F	N/A	1.35	13.313	0.074	12.193	4.449	4.611
TML5758	Franklin Templeton Investments	Templeton Growth Fund Series F	N/A	1.33	13.259	0.078	21.697	4.645	1.568
CIG19355	CI Investments Inc.	United Global Equity Allocation Pool Class OF	N/A	1.82	14.046	0.058	10.523	3.722	N/A
DYN1893	Dynamic Funds	DynamicEdge Equity Class Portfolio F	N/A	1.28	12.751	0.014	7.638	1.67	5.384
SUN485	SLGI Asset Management Inc.	Sun Life Real Assets Private Pool Fund Series F	N/A	1.17	14.656	0.097	7.12	5.834	5.75
AIM7917	Invesco Canada Ltd.	Invesco Intactive Maximum Growth Portfolio Ser F	N/A	0.97	12.859	0.077	16.104	4.55	3.092
FID2261	Fidelity Investments	Fidelity Global Concentrated Equity Class F5	N/A	1.1	18.486	0.177	36.817	12.195	8.157
RBF627	RBC Global Asset Mgmt Inc.	RBC Global Dividend Growth Fund Series F	N/A	0.98	14.942	0.102	9.504	6.212	8.258
MFC5642	Mackenzie Financial Corp	Mackenzie Global Equity Fund Series F8	N/A	1.07	13.301	0.192	20.742	10.234	N/A
IGI1908	I.G. Investment Management	IG Climate Action Port - Glo Equ Ser F	N/A	1.21	N/A	N/A	14.037	N/A	N/A
AGF1406	AGF Investments Inc.	AGF Global Equity Fund Series W	N/A	0	12.458	0.203	16.045	10.29	6.529
FRC566	Russell Investments	Multi-Asset International Equity Series F	N/A	1.25	12.763	0.074	12.008	4.409	2.429
FID2537	Fidelity Investments	Fidelity Long-Term Leaders Fund Series F	N/A	1.13	N/A	N/A	17.1	N/A	N/A
MFC4894	Mackenzie Financial Corp	Mackenzie Cundill Value Fund Series FB	N/A	1.39	15.584	0.151	24.211	9.188	0.457
CIG418T5	CI Investments Inc.	CI Global Equity Corporate Class FT5	N/A	1.35	13.314	0.074	12.178	4.439	4.607
VIC200	Vanguard Investments Canada	Vanguard Global Dividend Fund Series F	N/A	0.47	12.46	0.245	17.604	12.307	6.309
NWT511	NEI	NEI Global Growth Fund Series F	N/A	1.06	19.405	-0.115	10.735	-7.5	-2.974
CCM8890	IA Clarington	IA Clarington Loomis Global Equ Opp Fd F6	N/A	1.12	N/A	N/A	23.436	N/A	N/A
AGF878	AGF Investments Inc.	AGF Global Equity Class Series F	N/A	1.14	12.444	0.175	14.728	8.985	5.33
DJT03809	Desjardins Funds	Desjardins SocieTerra Global Opportunities Fd F CI	N/A	1.08	14.938	0.1	17.394	6.077	6.051
BMO36725	BMO Investments Inc.	BMO Global Dividend Fund Series F6	N/A	1	12.265	0.149	16.816	7.685	7.938
FRC354	Russell Investments	Russell Investments Tax-Managed Global Equ PI F	N/A	1.13	12.708	0.18	18.642	9.343	7.385
RBF1909	RBC Global Asset Mgmt Inc.	RBC Global Equity Leaders Fund Series FT5	N/A	1.02	N/A	N/A	8.389	N/A	N/A
MFC099	Mackenzie Financial Corp	Mackenzie Global Equity Fund Series F	N/A	1.05	13.304	0.191	20.732	10.213	5.275
MFC9523	Mackenzie Financial Corp	Mackenzie Bluewater Next Gen Growth Fund F	N/A	1.06	N/A	N/A	N/A	N/A	N/A

Peer Group Details

Peer Group compared Securities continued...

* Recommended product (highlighted) vs. rest of the Peer Group

Code	Manufacturer	Name	Peer Rating	MER	Risk	Sharpe Ratio	1Yr Return	3Yr Return	5Yr Return
GCG578F	Guardian Capital LP	Guardian Fundamental Global Equity Fund Series WF	5	0.77	13.941	0.102	21.089	5.974	N/A
NBC5767	NB Investments	NBI Global Equity Fund Series F5	N/A	1.1	14.347	0.141	19.233	8.114	10.562
MFC5286	Mackenzie Financial Corp	Mackenzie Global Women's Leadership Fund Ser FB5	N/A	0.92	13.623	0.061	13.659	3.844	4.786
CIG4198	CI Investments Inc.	CI Munro Global Growth Equity Fund Class F	N/A	1.17	15.228	0.035	17.084	2.578	N/A
TML5773	Franklin Templeton Investments	Templeton Growth Fund Series PF	N/A	1.05	13.262	0.084	22.051	4.934	1.833
CCM5013	IA Clarington	IA Clarington Inhance Global Equity SRI Class F	N/A	1.18	16.823	0.043	13.904	3.004	8.569
CIF823	Capital Intl Asset Mgmt Canada	Capital Group Global Equity Fund (Canada) Ser F	N/A	0.81	14.504	0.027	18.542	2.163	6.685
DJT04973	Desjardins Funds	Desjardins Global Equity Fund S Class	N/A	1.03	12.301	0.099	12.496	5.42	6.563
AIM24087	Invesco Canada Ltd.	Invesco Global Dividend Class Series F6	N/A	0.86	14.705	0.04	15.813	2.835	2.506
BMO68213	BMO Investments Inc.	BMO Concentrated Global Equity Fund Series F	N/A	0.92	13.898	0.105	21.033	6.086	8.315
CIG967T8	CI Investments Inc.	CI Global Value Corporate Class FT8	N/A	1.33	11.491	0.161	16.107	7.854	4.584
NBC7702	NB Investments	Meritage Global Equity Portfolio - F	N/A	1.24	13.555	0.047	13.915	3.171	4.263
MMF3830	Manulife Investment Management	Manulife Global Dividend Growth Fund Series I	N/A	0.14	12.591	0.174	21.096	8.991	8.7
MFC5636	Mackenzie Financial Corp	Mackenzie Global Equity Fund Series F5	N/A	1.09	13.303	0.191	20.744	10.224	N/A
DJT03973	Desjardins Funds	Desjardins Global Equity Fund F Class	N/A	1.01	12.277	0.099	12.512	5.425	6.533
CIG15412	CI Investments Inc.	CI Select 100e Managed Portfolio Corp CI EFT8	N/A	1.24	11.525	0.16	15.847	7.855	5.287
FID7350	Fidelity Investments	Fidelity Disruptive Automation Class Series F	N/A	1.12	N/A	N/A	19.806	N/A	N/A
CIG15808	CI Investments Inc.	CI Global Value Corporate Class EFT5	N/A	1.24	11.502	0.165	16.194	8.043	4.764
CIG15512	CI Investments Inc.	CI Select Global Equity Corporate Class EFT8	N/A	1.24	12.906	0.155	11.503	8.25	6.282
CIG4054	CI Investments Inc.	CI Global Concentrated Equity Private Pool Class F	N/A	0.95	12.553	0.145	10.612	7.619	N/A
DYN2503	Dynamic Funds	Dynamic Global Discovery Class Series F	N/A	1.2	12.513	-0.044	7.737	-0.873	3.809
BIP359	Bridgehouse Asset Managers	Brandes Global Equity Fund Series FH	N/A	1.15	17.566	0.244	26.001	16.295	6.027
MFC4895	Mackenzie Financial Corp	Mackenzie Cundill Value Fund Series FB5	N/A	1.45	15.582	0.153	24.358	9.302	0.512
DYN2427	Dynamic Funds	Dynamic Global Equity Private Pool Class Series FT	N/A	1	N/A	N/A	11.794	N/A	N/A
DJT03933	Desjardins Funds	Desjardins Global Equity Growth Fund F Class	N/A	1.02	16.519	-0.036	13.036	-1.56	5.158
CIG54114	CI Investments Inc.	CI Real Growth Pool Class Series F	N/A	1.16	13.302	0.086	13.648	5.029	5.072
CIG11006	CI Investments Inc.	CI Global Leaders Fund F	N/A	1.36	14.66	0.143	15.437	8.344	7.207

Peer Group Details

Peer Group compared Securities continued...

* Recommended product (highlighted) vs. rest of the Peer Group

Code	Manufacturer	Name	Peer Rating	MER	Risk	Sharpe Ratio	1Yr Return	3Yr Return	5Yr Return
GCG578F	Guardian Capital LP	Guardian Fundamental Global Equity Fund Series WF	5	0.77	13.941	0.102	21.089	5.974	N/A
BIP771	Bridgehouse Asset Managers	GQG Partners Global Quality Equity Fund Series F	N/A	1.11	10.908	0.134	19.005	6.479	N/A
MFC8408	Mackenzie Financial Corp	Mackenzie Bluewater Glb Growth Fund PWFB	N/A	1.07	16.371	0.053	16.591	3.591	7.796
BMO67705	BMO Investments Inc.	BMO Equity Growth ETF Portfolio - Series F6	N/A	0.67	12.326	0.132	14.602	6.94	6.074
MFC5532	Mackenzie Financial Corp	Mackenzie Cundill Value Fund Series F5	N/A	1.05	15.589	0.157	24.612	9.534	0.774
BMO36774	BMO Investments Inc.	BMO Concentrated Global Equity Fund Series F6	N/A	0.93	13.9	0.105	21.021	6.088	N/A
MFC8403	Mackenzie Financial Corp	Mackenzie Bluewater Glb Growth Fund F8	N/A	1.08	16.371	0.053	16.581	3.593	N/A
FID9614	Fidelity Investments	Fidelity Global Equity Private Pool Series F	N/A	1.13	18.414	0.179	36.479	12.303	8.4
FID1785	Fidelity Investments	Fidelity Global Dividend Fund Series F8	N/A	1.09	10.945	0.129	12.116	6.294	7.136
MFC5285	Mackenzie Financial Corp	Mackenzie Global Women's Leadership Fund Ser FB	N/A	0.93	13.623	0.058	13.492	3.732	4.734
BMO36743	BMO Investments Inc.	BMO Global Equity Fund Series F6	N/A	0.87	12.152	0.187	16.651	9.346	6.453
TDB415	TD Asset Management Inc.	TD Global Equity Growth Fund - F Series	N/A	0.98	14.752	0.153	24.642	8.941	10.116
FRC1354	Russell Investments	Russell Investments Tax-Managed Global Equ Cl F	N/A	1.31	12.708	0.164	17.812	8.555	6.701
FID6284	Fidelity Investments	Fidelity Founders Class Series F5	N/A	1.08	15.155	0.07	16.767	4.471	11.004
NWT8969	NEI	NEI Global Equity RS Fund Series PF	N/A	1.11	13.231	0.06	13.625	3.776	N/A
FID7301	Fidelity Investments	Fidelity Disruptors Class Series F5	N/A	1.16	N/A	N/A	13.538	N/A	N/A
TDB3561	TD Asset Management Inc.	TD Managed Maximum Equity Growth ETF Portfolio F	N/A	0.5	12.555	0.17	17.711	8.776	N/A
MFC9371	Mackenzie Financial Corp	Mackenzie Betterworld Global Equity Fund Ser LF5	N/A	1.09	N/A	N/A	10.577	N/A	N/A
MFC9394	Mackenzie Financial Corp	Mackenzie Betterworld Global Equity Fund Ser LF	N/A	1.09	N/A	N/A	10.395	N/A	N/A
MMF1965	Manufacturers Life Insurance	Manulife Global Equity Private Pool Ser C	N/A	1.07	12.575	0.135	19.176	7.173	9.029
FID6283	Fidelity Investments	Fidelity Founders Class Series F	N/A	1.09	15.155	0.07	16.769	4.471	10.989
FID5237	Fidelity Investments	Fidelity Global Class Series F5	N/A	1.14	14.272	0.096	18.254	5.734	6.499
MMF8662	Manulife Investment Management	Manulife Climate Action Fund Series F	N/A	1.09	N/A	N/A	21.415	N/A	N/A
MFC8348	Mackenzie Financial Corp	Mackenzie Betterworld Global Equity Fund Ser PWX8	N/A	0	N/A	N/A	11.51	N/A	N/A
DYN1998	Dynamic Funds	DynamicEdge Equity Portfolio FT	N/A	1.28	12.67	0.028	7.891	2.297	5.771
NBC9726	NB Investments	NBI Equity Portfolio Series F	N/A	1.63	N/A	N/A	15.462	N/A	N/A
NBC779	NB Investments	NBI Innovators Fund Series F	N/A	1.11	N/A	N/A	21.941	N/A	N/A

Peer Group Details

Peer Group compared Securities continued...

* Recommended product (highlighted) vs. rest of the Peer Group

Code	Manufacturer	Name	Peer Rating	MER	Risk	Sharpe Ratio	1Yr Return	3Yr Return	5Yr Return
GCG578F	Guardian Capital LP	Guardian Fundamental Global Equity Fund Series WF	5	0.77	13.941	0.102	21.089	5.974	N/A
MFC5284	Mackenzie Financial Corp	Mackenzie Global Women's Leadership Fund Ser F8	N/A	0.76	13.625	0.062	13.669	3.906	4.908
CCM3078	IA Clarington	IA Clarington Global Equity Fund Series F	N/A	1.07	14.061	0.271	17.9	15.051	6.168
TML5121	Franklin Templeton Investments	Franklin Martin Currie Sust Glo Equ Fd FT Hdg	N/A	1.02	21.89	0.015	19.147	0.682	-3.095
NWT969	NEI	NEI Global Equity RS Fund Series F	N/A	1.31	13.211	0.054	13.251	3.502	4.559
ATL3646	Renaissance Investments	CIBC Real Assets Private Pool F-Prem	N/A	1.21	11.449	0.077	0.888	4.323	2.677
CIG15149	CI Investments Inc.	CI Global Dividend Corporate Class EF	N/A	1.21	12.406	0.223	12.31	11.203	6.553
DYN5715	Dynamic Funds	Marquis Institutional Global Equity Portfolio V	N/A	0.3	14.597	0.017	12.315	1.666	6.034
MFC5294	Mackenzie Financial Corp	Mackenzie Global Women's Leadership Fund Ser PWX	N/A	0.01	13.633	0.078	14.536	4.687	5.703
MFC9531	Mackenzie Financial Corp	Mackenzie Bluewater Next Gen Growth Fund PWFB5	N/A	1.06	N/A	N/A	N/A	N/A	N/A
DYN3838	Dynamic Funds	Marquis Institutional Global Equity Portfolio FT	N/A	1.14	N/A	N/A	11.374	N/A	N/A
NBC5740	NB Investments	NBI Active Global Equity Fund F Series	N/A	0.92	N/A	N/A	N/A	N/A	N/A
BMO36166	BMO Investments Inc.	BMO Global Enhanced Income Fund Series F6	N/A	0.73	N/A	N/A	13.756	N/A	N/A
RBF1534	RBC Global Asset Mgmt Inc.	RBC Global Dividend Growth Fund Series FT8	N/A	N/A	N/A	N/A	9.499	N/A	N/A
MMF1090	Manulife Investment Management	Manulife Global Equity Private Pool Ser FT6	N/A	1.06	12.575	0.136	19.179	7.181	9.04
NWT8996	NEI	NEI Global Value Fund Series PF	N/A	1.06	15.964	0.096	21.228	6.088	3.107
MFC9526	Mackenzie Financial Corp	Mackenzie Bluewater Next Gen Growth Fund FB	N/A	1.44	N/A	N/A	N/A	N/A	N/A
EDG50061	EdgePoint Wealth Management	EdgePoint Global Portfolio Series F(N)T6, non HST	N/A	0.8	N/A	N/A	17.666	N/A	N/A
MFC6853	Mackenzie Financial Corp	Mackenzie Global Equity Fund Series PWFB	N/A	1.07	13.304	0.191	20.706	10.194	5.269
CIG974T8	CI Investments Inc.	CI Global Leaders Corporate Class FT8	N/A	1.37	14.561	0.141	15.205	8.219	7.081
BMO68276	BMO Investments Inc.	BMO Ascent Equity Growth Portfolio Series F	N/A	0.76	11.955	0.105	13.168	5.634	5.069
MFC5691	Mackenzie Financial Corp	Mackenzie Global Equity Fund Series PWX8	N/A	0	13.318	0.214	22	11.378	N/A
CIG15012	CI Investments Inc.	CI Select Global Equity Corporate Class EF	N/A	1.19	12.893	0.159	11.789	8.429	6.366
CIG15712	CI Investments Inc.	CI Select 100e Managed Portfolio Corp CI EFT5	N/A	1.24	11.525	0.16	15.845	7.853	5.266
MMF3933	Manulife Investment Management	Manulife Global Franchise Fund FT6	N/A	1.17	17.558	0.082	23.337	5.484	5.238
BMO67725	BMO Investments Inc.	BMO Global Dividend Fund Series F6	N/A	1	12.265	0.149	16.816	7.685	7.938
FID2539	Fidelity Investments	Fidelity Long-Term Leaders Fund Series F8	N/A	1.2	N/A	N/A	17.048	N/A	N/A

Peer Group Details

Peer Group compared Securities continued...

* Recommended product (highlighted) vs. rest of the Peer Group

Code	Manufacturer	Name	Peer Rating	MER	Risk	Sharpe Ratio	1Yr Return	3Yr Return	5Yr Return
GCG578F	Guardian Capital LP	Guardian Fundamental Global Equity Fund Series WF	5	0.77	13.941	0.102	21.089	5.974	N/A
RBF660	RBC Global Asset Mgmt Inc.	RBC Select Aggressive Growth Portfolio Series F	N/A	1.09	12.297	0.13	13.277	6.85	6.427
TDB424	TD Asset Management Inc.	TD Global Entertainment & Communications Fd F	N/A	1.38	18.026	-0.082	16.033	-4.798	7.445
ATL3648	Renaissance Investments	CIBC Real Assets Private Pool F-Prem T6	N/A	1.19	11.459	0.078	0.883	4.37	2.752
SUNF8400	SLGI Asset Management Inc.	Sun Life MFS Global Growth Fund Series F8	N/A	1.06	13.811	0.097	17.947	5.666	9.18
FID5233	Fidelity Investments	Fidelity Global Large Cap Fund Series F5	N/A	1.11	13.799	0.13	20.838	7.345	7.46
DFA607	Dimensional	DFA Global Equity Portfolio Class F	N/A	0.35	14.121	0.214	15.755	11.911	6.476
BMO95725	BMO Investments Inc.	BMO Global Dividend Fund Series F	N/A	1	12.264	0.149	16.82	7.696	7.946
BMO36276	BMO Investments Inc.	BMO Ascent Equity Growth Portfolio Series F6	N/A	0.78	N/A	N/A	12.978	N/A	N/A
CIB167	CIBC Asset Management	CIBC Managed Growth Plus Portfolio Class F	N/A	1.41	11.59	0.086	11.802	4.711	N/A
MFC9534	Mackenzie Financial Corp	Mackenzie Bluewater Next Gen Growth Fund PWX	N/A	0	N/A	N/A	N/A	N/A	N/A
IGI1819	I.G. Investment Management	IG Core Portfolio - Growth Series FT	N/A	1.07	12.551	0.13	16.75	6.943	N/A
BMO36485	BMO Investments Inc.	BMO SelectTrust Equity Growth Portfolio Series F6	N/A	1.53	12.51	0.123	14.464	6.587	5.036
TML225	Franklin Templeton Investments	Franklin Martin Currie Sust Glo Equ Fd F Hdg	N/A	1.01	21.874	0.014	19.11	0.612	-3.289
TDB3484	TD Asset Management Inc.	TD Global Shareholder Yield Fund - FT5 Series	N/A	1.01	11.635	0.175	14.621	8.543	5.391
DYN3820	Dynamic Funds	Dynamic Global Discovery Class Series FT	N/A	1.22	N/A	N/A	7.727	N/A	N/A
FID1786	Fidelity Investments	Fidelity Global Dividend Class Series F5	N/A	1.11	10.953	0.128	12.116	6.287	7.149
DYN3651	Dynamic Funds	Dynamic Global Discovery Fund Series F	N/A	1.19	12.528	-0.044	7.681	-0.875	3.816
MFC9535	Mackenzie Financial Corp	Mackenzie Bluewater Next Gen Growth Fund PWX8	N/A	0	N/A	N/A	N/A	N/A	N/A
FID607	Fidelity Investments	Fidelity Global Concentrated Equity Fund F	N/A	1.13	18.474	0.177	36.779	12.168	8.128
MFC6025	Mackenzie Financial Corp	Mackenzie Cundill Value Fund Series PWX	N/A	0	15.604	0.177	25.922	10.709	1.859
MMF8063	Manulife Investment Management	Manulife Climate Action Class Series FT6	N/A	1.09	N/A	N/A	22.084	N/A	N/A
MFC068	Mackenzie Financial Corp	Mackenzie Cundill Value Fund Series F	N/A	1.05	15.59	0.157	24.614	9.555	0.794
MID926	Middlefield Group	Middlefield Innovation Dividend Class Series F	N/A	1.69	N/A	N/A	26.66	N/A	N/A
TDB3463	TD Asset Management Inc.	TD Global Equity Focused Fund - FT8 Series	N/A	0.95	14.503	0.154	19.519	8.9	9.983
ATL3641	Renaissance Investments	CIBC Real Assets Private Pool N-Prem T4	N/A	1.2	11.54	0.072	0.904	4.116	2.324
CIG15508	CI Investments Inc.	CI Global Value Corporate Class EFT8	N/A	1.24	11.501	0.165	16.154	8.034	4.761

Peer Group Details

Peer Group compared Securities continued...

* Recommended product (highlighted) vs. rest of the Peer Group

Code	Manufacturer	Name	Peer Rating	MER	Risk	Sharpe Ratio	1Yr Return	3Yr Return	5Yr Return
GCG578F	Guardian Capital LP	Guardian Fundamental Global Equity Fund Series WF	5	0.77	13.941	0.102	21.089	5.974	N/A
CIG80880	CI Investments Inc.	United Global Equity Allocation Pool Class FT8	N/A	1.16	14.05	0.072	11.256	4.419	N/A
BMO36164	BMO Investments Inc.	BMO Global Innovators Fund Series F6	N/A	0.99	N/A	N/A	N/A	N/A	N/A
MFC8320	Mackenzie Financial Corp	Mackenzie Tax-Managed Global Equity Fund Ser PWX	N/A	0	N/A	N/A	18.133	N/A	N/A
PCA327	SEI Investments Canada Company	SEI Growth 100 Fund Class F	N/A	1	13.132	0.15	16.227	8.082	5.577
RBF2146	RBC Global Asset Mgmt Inc.	RBC Global Equity Index ETF Fund F	N/A	0.49	N/A	N/A	19.374	N/A	N/A
CIG912T8	CI Investments Inc.	CI Portfolio Series Maximum Growth Fd CI FT8	N/A	1.31	12.107	0.141	15.346	7.257	5.898
CIB173	CIBC Asset Management	CIBC Managed Growth Plus Portfolio Class FT6	N/A	1.41	11.487	0.076	11.812	4.299	N/A
FID1784	Fidelity Investments	Fidelity Global Dividend Fund Series F5	N/A	1.1	10.946	0.129	12.125	6.298	7.145
FID7358	Fidelity Investments	Fidelity Disruptive Automation Class Series F8	N/A	1.14	N/A	N/A	19.797	N/A	N/A
SUNF5400	SLGI Asset Management Inc.	Sun Life MFS Global Growth Fund Series F5	N/A	1.06	13.81	0.097	17.941	5.657	9.169
CIG4114	CI Investments Inc.	CI MSCI World ESG Impact Fund Unhedged Series F	N/A	0.56	12.592	0.12	27.114	6.469	N/A
GOC1043	Canoe Financial	Canoe Global Equity Fund Series F	N/A	1.25	14.71	0.106	17.928	6.353	8.885
CIG271	CI Investments Inc.	CI Select Global Equity Corporate Class F	N/A	1.35	12.89	0.156	11.609	8.27	6.215
AIM59207	Invesco Canada Ltd.	Invesco FTSE RAFI Global+ ETF Fund F	N/A	0.59	15.965	0.218	19.299	13.42	5.665
RBF5370	Phillips, Hager & North	PH&N Global Equity Fund Series F	N/A	0.94	14.308	0.023	5.484	1.957	5.941
MMF3985	Manulife Investment Management	Manulife Global Thematic Opportunities Fund FT6	N/A	1.02	14.915	0	15.322	0.738	N/A
CIG15416	CI Investments Inc.	CI Global Equity Corporate Class EFT8	N/A	1.24	13.316	0.076	12.308	4.558	4.724
CIG474T5	CI Investments Inc.	CI Global Leaders Corporate Class FT5	N/A	1.37	14.562	0.141	15.205	8.197	7.069
ATL1647	Renaissance Investments	Renaissance Global Markets Fund Class F	N/A	0.99	13.956	0.059	14.391	3.767	3.058
CGF148	Counsel Portfolio Services Inc	Counsel Global Dividend Series P	N/A	0.17	12.006	0.24	17.403	11.679	5.939
BMO95213	BMO Investments Inc.	BMO Concentrated Global Equity Fund Series F	N/A	0.92	13.898	0.105	21.033	6.086	8.315
BMO68725	BMO Investments Inc.	BMO Global Dividend Fund Series F	N/A	1	12.264	0.149	16.82	7.696	7.946
FRC532	Russell Investments	Russell Investments Global Equity Pool Series F	N/A	1.08	13.08	0.193	21.007	10.168	8.166
CIG4248	CI Investments Inc.	CI Select 100e Managed Portfolio Corp CI F	N/A	1.35	11.52	0.16	16.039	7.851	5.214
FID4063	Fidelity Investments	Fidelity Global Growth and Value Cur Neu CI F	N/A	1.15	14.782	0.15	23.594	8.759	7.096
TML5775	Franklin Templeton Investments	Templeton Growth Fund Series PF	N/A	1.05	13.262	0.084	22.051	4.934	1.833

Peer Group Details

Peer Group compared Securities continued...

* Recommended product (highlighted) vs. rest of the Peer Group

Code	Manufacturer	Name	Peer Rating	MER	Risk	Sharpe Ratio	1Yr Return	3Yr Return	5Yr Return
GCG578F	Guardian Capital LP	Guardian Fundamental Global Equity Fund Series WF	5	0.77	13.941	0.102	21.089	5.974	N/A
CIG15896	CI Investments Inc.	CI Portfolio Series Maximum Growth Fd CI EFT5	N/A	1.24	12.106	0.14	15.076	7.187	5.91
MFC9524	Mackenzie Financial Corp	Mackenzie Bluewater Next Gen Growth Fund F5	N/A	1.06	N/A	N/A	N/A	N/A	N/A
FID5234	Fidelity Investments	Fidelity Global Large Cap Fund Series F8	N/A	1.13	13.798	0.13	20.82	7.35	7.445
FID7604	Fidelity Investments	Fidelity Global Equity Portfolio Ser F	N/A	1.07	N/A	N/A	13.727	N/A	N/A
DJT03804	Desjardins Funds	Desjardins Global Dividend Fund F Class	N/A	0.99	11.131	0.188	23.505	8.799	5.36
FRC173	Russell Investments	Russell Investments ESG Global Equity Pool F	N/A	1.32	12.551	0.177	19.404	9.113	7.655
DJT03956	Desjardins Funds	Melodia 100% Equity Growth Portfolio F Class	N/A	1.22	12.921	0.09	13.061	5.14	5.92
GCG659	Guardian Capital LP	Guardian i3 Global Quality Growth Fund Series F	N/A	0.9	N/A	N/A	16.145	N/A	N/A
FID600	Fidelity Investments	Fidelity Global Disciplined Equity Fund Ser F	N/A	1.12	13.786	0.13	20.849	7.346	7.452
FID7300	Fidelity Investments	Fidelity Disruptors Class Series F	N/A	1.12	N/A	N/A	13.498	N/A	N/A
MFC5295	Mackenzie Financial Corp	Mackenzie Global Women's Leadership Fund Ser PWX8	N/A	0.01	13.632	0.078	14.541	4.688	5.704
MFC6845	Mackenzie Financial Corp	Mackenzie Cundill Value Fund Series PWFB	N/A	1.05	15.59	0.158	24.624	9.564	0.807
NBC5754	NB Investments	NBI Sustainable Global Equity Fund F Series	N/A	0.97	N/A	N/A	12.784	N/A	N/A
MMF1966	Manufacturers Life Insurance	Manulife Global Equity Private Pool Ser CT6	N/A	1.1	12.584	0.134	19.152	7.122	8.997
MMF3832	Manulife Investment Management	Manulife Global Equity Unconstrained Class I	N/A	0.15	N/A	N/A	N/A	N/A	N/A
MFC8338	Mackenzie Financial Corp	Mackenzie Betterworld Global Equity Fund Ser F8	N/A	1.04	N/A	N/A	10.381	N/A	N/A
CIG15811	CI Investments Inc.	CI Synergy Global Corporate Class EFT5	N/A	1.24	13.181	0.127	17.173	6.987	7.108
FID7232	Fidelity Investments	Fidelity Climate Leadership Fund Series F5	N/A	1.13	N/A	N/A	17.477	N/A	N/A
BMO756	BMO Investments Inc.	BMO Equity Growth ETF Portfolio - Series F	N/A	0.66	12.324	0.132	14.607	6.951	6.093
CCM3285	IA Clarington	IA Clarington Global Value Fund Series F6	N/A	0.83	13.048	0.145	19.858	7.809	6.831
TML3504	Franklin Templeton Investments	Franklin Global Growth Fund Series F	N/A	1.05	17.104	0.02	12.072	1.57	8.102
RBF910	RBC Global Asset Mgmt Inc.	RBC Vision Fossil Fuel Free Global Equity Fund F	N/A	1	13.747	0.041	6.896	2.87	7.087
CIG15727	CI Investments Inc.	CI Global Leaders Corporate Class EFT5	N/A	1.26	14.563	0.143	15.341	8.324	7.195
FID7605	Fidelity Investments	Fidelity Global Equity Portfolio Ser F5	N/A	1.1	N/A	N/A	13.682	N/A	N/A
MFC8344	Mackenzie Financial Corp	Mackenzie Betterworld Global Equity Fund Ser PWFB5	N/A	1.05	N/A	N/A	10.535	N/A	N/A
FID1090	Fidelity Investments	Fidelity Global Large Cap Class Series F	N/A	1.15	13.807	0.129	20.788	7.318	7.453

Peer Group Details

Peer Group compared Securities continued...

* Recommended product (highlighted) vs. rest of the Peer Group

Code	Manufacturer	Name	Peer Rating	MER	Risk	Sharpe Ratio	1Yr Return	3Yr Return	5Yr Return
GCG578F	Guardian Capital LP	Guardian Fundamental Global Equity Fund Series WF	5	0.77	13.941	0.102	21.089	5.974	N/A
DYN5718	Dynamic Funds	Marquis Institutional Global Equity Portfolio F	N/A	1.22	14.584	-0.001	11.298	0.743	5.069
ATL3651	Renaissance Investments	CIBC Real Assets Private Pool FH-Prem T6	N/A	1.22	14.388	0.045	-1.222	3.09	0.498
CIG4778	CI Investments Inc.	CI Global Dividend Fund Class F	N/A	1.35	12.465	0.222	12.451	11.206	6.571
RBF1109	RBC Global Asset Mgmt Inc.	RBC Global Equity Leaders Fund Series F	N/A	1.02	N/A	N/A	8.374	N/A	N/A
FID2369	Fidelity Investments	Fidelity Global Concentrated Equity Fund F8	N/A	1.14	18.475	0.176	36.754	12.139	8.103
EDG6001	EdgePoint Wealth Management	EdgePoint Global Portfolio Series F(N) non HST	N/A	0.92	15.282	0.166	17.677	9.935	3.582
CIG4639	CI Investments Inc.	CI Global Dividend Opportunities Fund Class F	N/A	1.34	13.196	0.184	10.802	9.787	6.262
CIG953T8	CI Investments Inc.	CI Global Quality Dividend Managed Corp CI FT8	N/A	1.5	12.722	0.13	15.139	6.979	3.636
NWT984	NEI	NEI Global Dividend RS Fund Series F	N/A	1.32	10.505	0.086	7.961	4.495	6.154
BMO24213	BMO Investments Inc.	BMO Concentrated Global Equity Fund F (Hdg)	N/A	0.9	15.975	0.114	21.731	7.111	N/A
MMF4027	Manulife Investment Management	Manulife Global Equity Private Pool Ser F	N/A	1.08	12.575	0.135	19.158	7.162	9.024
MFC8404	Mackenzie Financial Corp	Mackenzie Bluewater Glb Growth Fund LF	N/A	1.1	16.37	0.053	16.557	3.564	N/A
MFC8343	Mackenzie Financial Corp	Mackenzie Betterworld Global Equity Fund Ser PWFB	N/A	1.05	N/A	N/A	10.354	N/A	N/A
MFC7332	Mackenzie Financial Corp	Mackenzie Bluewater Glb Growth Fund LF5	N/A	1.11	N/A	N/A	16.932	N/A	N/A
CIG979T8	CI Investments Inc.	CI Global Dividend Opportunities CC FT8	N/A	1.29	13.151	0.182	10.665	9.694	6.185
MMF8997	Manulife Investment Management	Manulife Global Thematic Opportunities Class FT6	N/A	1.15	14.911	-0.002	15.063	0.65	N/A
AGF6250	AGF Investments Inc.	AGF Global Sustainable Growth Equity Fund Series F	N/A	0.75	16.705	0.015	4.946	1.303	6.74
IGI1902	I.G. Investment Management	iProfile Portfolio - Global Equity Series F	N/A	1	N/A	N/A	15.295	N/A	N/A
AGF2508	AGF Investments Inc.	AGF Global Equity Class Series FV	N/A	1.36	12.546	0.167	14.631	8.656	N/A
AIM59217	Invesco Canada Ltd.	Invesco FTSE RAFI Global+ ETF Fund F4	N/A	0.59	15.964	0.218	19.293	13.417	N/A
FID5238	Fidelity Investments	Fidelity Global Class Series F8	N/A	1.14	14.266	0.097	18.262	5.777	6.51
MFC8319	Mackenzie Financial Corp	Mackenzie Tax-Managed Global Equity Fund Ser PWFB	N/A	1.08	N/A	N/A	16.849	N/A	N/A
CIG4589	CI Investments Inc.	CI Global Dividend Opportunities CC F	N/A	1.29	13.151	0.182	10.673	9.697	6.187
IGI1903	I.G. Investment Management	iProfile Portfolio - Global Equity Ser FT	N/A	1	N/A	N/A	15.256	N/A	N/A
MMF1868	Manulife Investment Management	Manulife Global Franchise Fund F	N/A	1.14	17.558	0.083	23.379	5.522	5.277
CIG15449	CI Investments Inc.	CI Global Dividend Corporate Class EFT8	N/A	1.26	12.408	0.222	12.25	11.157	6.515

Peer Group Details

Peer Group compared Securities continued...

* Recommended product (highlighted) vs. rest of the Peer Group

Code	Manufacturer	Name	Peer Rating	MER	Risk	Sharpe Ratio	1Yr Return	3Yr Return	5Yr Return
GCG578F	Guardian Capital LP	Guardian Fundamental Global Equity Fund Series WF	5	0.77	13.941	0.102	21.089	5.974	N/A
BMO14705	BMO Investments Inc.	BMO Equity Growth ETF Portfolio - Series F2	N/A	0.65	12.325	0.133	14.632	6.96	6.071
DJT03817	Desjardins Funds	SocieTerra 100% Equity Portfolio F	N/A	1.23	13.26	0.047	9.814	3.161	N/A
MMF1043	Manulife Investment Management	Manulife Global Equity Class Series FT6	N/A	1.08	12.628	0.135	19.279	7.188	8.823
RBF4718	RBC Global Asset Mgmt Inc.	RBC Global All-Equity Portfolio Series FT5	N/A	0.83	N/A	N/A	11.454	N/A	N/A
ATL781	Renaissance Investments	Axiom All Equity Portfolio Class FT6	N/A	1.28	12.633	0.082	13.261	4.732	4.901
ATL3496	Renaissance Investments	CIBC Global Equity Private Pool F-Prem	N/A	1.02	13.916	0.158	20.704	8.85	7.389
BMO95263	BMO Investments Inc.	BMO Global Quality ETF Fund Series F	N/A	0.51	N/A	N/A	25.985	N/A	N/A
MFC2402	Mackenzie Financial Corp	Mackenzie Cundill Value Fund Series F8	N/A	1.03	15.591	0.158	24.648	9.587	0.829
ATL780	Renaissance Investments	Axiom All Equity Portfolio Class FT4	N/A	1.28	12.619	0.079	13.18	4.618	4.861
CIG4810	CI Investments Inc.	CI Global Quality Dividend Managed Fd F	N/A	1.52	12.82	0.138	15.918	7.411	3.802
MID182	Middlefield Group	Middlefield Global Dividend Growers Class Series F	N/A	1.78	15.574	0.075	18.578	4.804	6.105
SUNF8401	SLGI Asset Management Inc.	Sun Life MFS Global Value Fund Series F8	N/A	1.24	13.039	0.161	17.448	8.573	7.342
TDB3138	TD Asset Management Inc.	TD Managed Maximum Equity Growth Portfolio - F	N/A	1.18	12.123	0.143	14.342	7.336	6.042
TDB3455	TD Asset Management Inc.	TD Global Equity Focused Fund - F Series	N/A	0.93	14.477	0.155	19.498	8.922	10.012
FID2263	Fidelity Investments	Fidelity Global Concentrated Equity Class F8	N/A	1.14	18.486	0.177	36.794	12.152	8.121
BIP433	Bridgehouse Asset Managers	Lazard Defensive Global Dividend Fund Series F	N/A	1.07	9.567	0.143	11.012	6.286	N/A
BMO36705	BMO Investments Inc.	BMO Equity Growth ETF Portfolio - Series F6	N/A	0.67	12.326	0.132	14.602	6.94	6.074
AIM24947	Invesco Canada Ltd.	Invesco Global Dividend Class Series F	N/A	0.87	14.708	0.04	15.799	2.826	2.481
MMF4806	Manulife Investment Management	Manulife Global Equity Class Series I	N/A	0.15	12.638	0.157	20.395	8.207	9.911
FID5242	Fidelity Investments	Fidelity Global Large Cap Class Series F8	N/A	1.14	13.806	0.13	20.787	7.328	7.463
RBF1643	RBC Global Asset Mgmt Inc.	RBC Global Equity Focus Currency Neutral Fund F	N/A	1	16.813	0.028	4.897	2.117	5.395
CIG15511	CI Investments Inc.	CI Synergy Global Corporate Class EFT8	N/A	1.24	13.181	0.127	17.174	6.988	7.108
CIG4578	CI Investments Inc.	CI Global Dividend Corporate Class F	N/A	1.36	12.407	0.22	12.151	11.055	6.404
ATL036	Renaissance Investments	Renaissance Global Focus Fund Class F	N/A	0.9	14.081	0.06	14.459	3.868	7.825
AIM40707	Invesco Canada Ltd.	Invesco Global Dividend Class Series FH	N/A	0.85	16.995	0.026	14.947	1.972	0.762
MFC8396	Mackenzie Financial Corp	Mackenzie Bluewater Glb Growth Fund F5	N/A	1.03	16.371	0.054	16.637	3.634	N/A

Peer Group Details

Peer Group compared Securities continued...

* Recommended product (highlighted) vs. rest of the Peer Group

Code	Manufacturer	Name	Peer Rating	MER	Risk	Sharpe Ratio	1Yr Return	3Yr Return	5Yr Return
GCG578F	Guardian Capital LP	Guardian Fundamental Global Equity Fund Series WF	5	0.77	13.941	0.102	21.089	5.974	N/A
BMO95764	BMO Investments Inc.	BMO Sustainable Opport Global Equity Fund Series F	N/A	0.77	15.951	0.01	11.129	1.117	5.661
FID6783	Fidelity Investments	Fidelity Sustainable World ETF Fund Series F	N/A	0.78	12.367	0.153	19.881	7.886	N/A
BIP551	Bridgehouse Asset Managers	Brandes Global Equity Fund Series F	N/A	1.05	15.634	0.262	27.676	15.951	6.583
FID5229	Fidelity Investments	Fidelity Global Disciplined Equity Fund Ser F5	N/A	1.14	13.787	0.13	20.823	7.342	7.435
RBF680	RBC Global Asset Mgmt Inc.	RBC QUBE Global Equity Fund Series F	N/A	1	N/A	N/A	23.059	N/A	N/A
ATL3501	Renaissance Investments	CIBC Global Equity Private Pool FH-Prem T6	N/A	1.04	16.809	0.13	19.234	8.316	4.934
CIG15716	CI Investments Inc.	CI Global Equity Corporate Class EFT5	N/A	1.24	13.317	0.076	12.307	4.567	4.74
DJT03974	Desjardins Funds	Desjardins SocieTerra Positive Change Fund F	N/A	1	22.798	-0.014	13.1	-1.759	10.352
FID1787	Fidelity Investments	Fidelity Global Dividend Class Series F8	N/A	1.11	10.953	0.128	12.125	6.29	7.147
TDB2446	TD Asset Management Inc.	TD Comfort Aggressive Growth Portfolio F	N/A	1.27	11.908	0.161	14.609	8.047	5.587
CIG299	CI Investments Inc.	CI Global Value Corporate Class F	N/A	1.34	11.489	0.161	16.089	7.854	4.607
MFC8315	Mackenzie Financial Corp	Mackenzie Tax-Managed Global Equity Fund Ser F	N/A	1.09	N/A	N/A	16.844	N/A	N/A
FID4065	Fidelity Investments	Fidelity Global Growth and Value Cur Neu CI F8	N/A	1.16	14.782	0.15	23.591	8.755	7.089
FID4003	Fidelity Investments	Fidelity Global Growth and Value Class Ser F8	N/A	1.11	11.838	0.172	22.064	8.486	8.201
FID9814	Fidelity Investments	Fidelity Global Equity Private Pool Series F8	N/A	1.12	18.414	0.179	36.486	12.305	8.401
CIB179	CIBC Asset Management	CIBC Managed Growth Plus Portfolio Class FT8	N/A	1.25	11.591	0.087	11.8	4.751	N/A
TML5004	Franklin Templeton Investments	Franklin Martin Currie Sust Glo Equ Fd F Hdg	N/A	1.01	21.874	0.014	19.11	0.612	-3.289
ATL3500	Renaissance Investments	CIBC Global Equity Private Pool FH-Prem T4	N/A	1.04	16.775	0.13	19.374	8.292	4.969
BMO69213	BMO Investments Inc.	BMO Concentrated Global Equity Fund F (Hdg)	N/A	0.9	15.975	0.114	21.731	7.111	N/A
DJT06217	Desjardins Funds	SocieTerra 100% Equity Portfolio O	N/A	1.06	N/A	N/A	10.002	N/A	N/A
CIG900T8	CI Investments Inc.	CI Select 100e Managed Portfolio Corp CI FT8	N/A	1.37	11.519	0.159	15.911	7.776	5.17
FID1642	Fidelity Investments	Fidelity Global Dividend Class Series F	N/A	1.11	10.956	0.129	12.121	6.297	7.148
NWT8584	NEI	NEI Global Dividend RS Fund Series PF	N/A	1.1	10.507	0.092	8.196	4.741	6.406
CIG4939	CI Investments Inc.	CI Global Dividend Opportunities Fund Class Y	N/A	1.29	13.196	0.185	10.862	9.843	N/A
RBF502	RBC Global Asset Mgmt Inc.	RBC Global Dividend Growth Currency Neutral Fd FT5	N/A	1.01	17.371	0.096	9.254	6.294	7.175
FID1640	Fidelity Investments	Fidelity Global Dividend Fund Series F	N/A	1.1	10.945	0.128	12.109	6.285	7.137

Peer Group Details

Peer Group compared Securities continued...

* Recommended product (highlighted) vs. rest of the Peer Group

Code	Manufacturer	Name	Peer Rating	MER	Risk	Sharpe Ratio	1Yr Return	3Yr Return	5Yr Return
GCG578F	Guardian Capital LP	Guardian Fundamental Global Equity Fund Series WF	5	0.77	13.941	0.102	21.089	5.974	N/A
CIG80580	CI Investments Inc.	United Global Equity Allocation Pool Class F	N/A	1.16	14.051	0.071	11.251	4.408	N/A
MMF4639	Manulife Investment Management	Manulife Global Dividend Fund Series F	N/A	1.24	12.516	0.144	19.329	7.551	7.374
AIM9947	Invesco Canada Ltd.	Invesco Global Equity Income Advantage Fund Ser F	N/A	1.07	N/A	N/A	N/A	N/A	N/A
FID2259	Fidelity Investments	Fidelity Global Concentrated Equity Class F	N/A	1.14	18.487	0.177	36.799	12.162	8.121
CGF201	Counsel Portfolio Services Inc	Counsel All Equity Portfolio Series PW	N/A	0.17	12.852	0.138	14.296	7.406	4.769
FID7351	Fidelity Investments	Fidelity Disruptive Automation Class Series F5	N/A	1.14	N/A	N/A	19.775	N/A	N/A
MMF8651	Manulife Investment Management	Manulife Global Dividend Class Series F	N/A	1.24	12.543	0.146	19.604	7.674	7.53
DJT04804	Desjardins Funds	Desjardins Global Dividend Fund S Class	N/A	0.97	11.131	0.187	23.519	8.794	5.38
NBC767	NB Investments	NBI Global Equity Fund Series F	N/A	1.11	14.326	0.141	19.215	8.105	10.572
CIG4348	CI Investments Inc.	CI Global Real Asset Private Pool Series F	N/A	1.1	12.62	0.047	0.975	3.134	N/A
FID9714	Fidelity Investments	Fidelity Global Equity Private Pool Series F5	N/A	1.09	18.415	0.18	36.529	12.336	8.428
EDG60061	EdgePoint Wealth Management	EdgePoint Global Portfolio Series F(N)T6, non HST	N/A	0.8	N/A	N/A	17.666	N/A	N/A
TML5000	Franklin Templeton Investments	Franklin Global Growth Fund Series F	N/A	1.05	17.104	0.02	12.072	1.57	8.102
CIG479T5	CI Investments Inc.	CI Global Dividend Opportunities CC FT5	N/A	1.24	13.151	0.183	10.698	9.735	6.228
SUN85400	SLGI Asset Management Inc.	Sun Life MFS Global Growth Class Series FT8	N/A	1.13	13.795	0.095	17.873	5.574	9.157
FID6285	Fidelity Investments	Fidelity Founders Class Series F8	N/A	1.08	15.155	0.07	16.778	4.478	11.012
ATL3492	Renaissance Investments	CIBC Global Equity Private Pool N-PremT6	N/A	1.04	13.988	0.151	20.138	8.506	6.921
BIP463	Bridgehouse Asset Managers	Lazard Global Compounders Fund Series FH	N/A	1.12	16.439	0.096	15.791	6.11	7.56
BIP462	Bridgehouse Asset Managers	Lazard Global Compounders Fund Series F	N/A	1.05	14.081	0.091	15.125	5.411	8.234
GOC10436	Canoe Financial	Canoe Global Equity Fund Series FV	N/A	1.08	14.712	0.109	18.127	6.532	9.066
EDG5006	EdgePoint Wealth Management	EdgePoint Global Portfolio Series FT6	N/A	0.8	N/A	N/A	17.595	N/A	N/A
MFC5293	Mackenzie Financial Corp	Mackenzie Global Women's Leadership Fund Ser PWFB5	N/A	0.8	13.622	0.062	13.67	3.895	4.917
DYN1898	Dynamic Funds	DynamicEdge Equity Class Portfolio FT	N/A	1.29	12.751	0.014	7.632	1.667	5.381
BMO95276	BMO Investments Inc.	BMO Ascent Equity Growth Portfolio Series F	N/A	0.76	11.955	0.105	13.168	5.634	5.069
TDB2554	TD Asset Management Inc.	TD Global Low Volatility Fund - Premium F Series	N/A	0.94	9.479	0.113	8.766	5.204	2.43
AGF1405	AGF Investments Inc.	AGF Global Equity Class Series W	N/A	0	12.446	0.201	16.046	10.21	6.502

Peer Group Details

Peer Group compared Securities continued...

* Recommended product (highlighted) vs. rest of the Peer Group

Code	Manufacturer	Name	Peer Rating	MER	Risk	Sharpe Ratio	1Yr Return	3Yr Return	5Yr Return
GCG578F	Guardian Capital LP	Guardian Fundamental Global Equity Fund Series WF	5	0.77	13.941	0.102	21.089	5.974	N/A
MMF3630	Manulife Investment Management	Manulife Global Dividend Growth Fund Series F	N/A	1.13	12.572	0.149	19.724	7.811	7.57
FID7606	Fidelity Investments	Fidelity Global Equity Portfolio Ser F8	N/A	1.07	N/A	N/A	13.73	N/A	N/A
SUN465	SLGI Asset Management Inc.	Sun Life KBI Global Dividend Private Pool Series F	N/A	1.01	13.595	0.167	18.355	9.146	N/A
AGF895	AGF Investments Inc.	AGF Global Equity Fund Series F	N/A	1.13	12.454	0.177	14.765	9.079	5.358
FID5239	Fidelity Investments	Fidelity Global Disciplined Equity Class F5	N/A	1.14	13.794	0.13	20.879	7.332	7.436
RBF3352	RBC Global Asset Mgmt Inc.	RBC Global Choices All-Equity Portfolio Series F	N/A	1.02	N/A	N/A	17.344	N/A	N/A
CIG15127	CI Investments Inc.	CI Global Leaders Corporate Class EF	N/A	1.22	14.564	0.143	15.373	8.356	7.228
DYN2894	Dynamic Funds	Marquis Institutional Equity Portfolio Series F	N/A	1.27	13.668	0.041	10.578	2.911	5.148
ATL3498	Renaissance Investments	CIBC Global Equity Private Pool F-PremT6	N/A	1.04	13.988	0.151	20.138	8.506	6.921
AIM1567	Invesco Canada Ltd.	Invesco Global Select Equity Fund Series F	N/A	1.11	16.897	-0.072	18.082	-3.708	1.984
FID7014	Fidelity Investments	Fidelity Long-Term Leaders Currency Neutral Fd F5	N/A	1.08	N/A	N/A	17.682	N/A	N/A
RBF653	RBC Global Asset Mgmt Inc.	RBC Vision Global Equity Fund Series F	N/A	0.99	14.38	0.032	6.006	2.454	7.091
MFC8339	Mackenzie Financial Corp	Mackenzie Betterworld Global Equity Fund Ser FB	N/A	1.38	N/A	N/A	9.994	N/A	N/A
MMF3932	Manulife Investment Management	Manulife Global Franchise Class Series FT6	N/A	1.17	17.617	0.086	23.447	5.755	5.784
FID2368	Fidelity Investments	Fidelity Global Concentrated Equity Fund F5	N/A	1.14	18.474	0.177	36.801	12.162	8.117
MMF8062	Manulife Investment Management	Manulife Climate Action Fund Series FT6	N/A	1.11	N/A	N/A	21.392	N/A	N/A
CIG15427	CI Investments Inc.	CI Global Leaders Corporate Class EFT8	N/A	1.25	14.563	0.143	15.344	8.325	7.195
CIG400T5	CI Investments Inc.	CI Select 100e Managed Portfolio Corp CI FT5	N/A	1.36	11.516	0.16	16.012	7.82	5.192
CIG4574	CI Investments Inc.	CI Global Leaders Corporate Class F	N/A	1.37	14.564	0.14	15.192	8.195	7.067
CIG15116	CI Investments Inc.	CI Global Equity Corporate Class EF	N/A	1.23	13.316	0.076	12.329	4.575	4.74
MMF3632	Manulife Investment Management	Manulife Global Franchise Class Series F	N/A	1.12	17.589	0.084	23.509	5.573	5.35
ATL3497	Renaissance Investments	CIBC Global Equity Private Pool F-PremT4	N/A	1.04	13.967	0.152	20.517	8.546	6.874
MFC8385	Mackenzie Financial Corp	Mackenzie Bluewater Glb Growth Fund F	N/A	1.07	16.37	0.054	16.596	3.596	7.8
CCM1703	IA Clarington	IA Clarington Global Value Fund Series F	N/A	0.85	13.047	0.144	19.848	7.78	6.818
MFC6846	Mackenzie Financial Corp	Mackenzie Cundill Value Fund Series PWFB5	N/A	1.08	15.59	0.157	24.581	9.526	0.769
CIG80159	CI Investments Inc.	CI Global Equity Fund Class F	N/A	1.34	13.276	0.073	12.193	4.41	4.592

Peer Group Details

Peer Group compared Securities continued...

* Recommended product (highlighted) vs. rest of the Peer Group

Code	Manufacturer	Name	Peer Rating	MER	Risk	Sharpe Ratio	1Yr Return	3Yr Return	5Yr Return
GCG578F	Guardian Capital LP	Guardian Fundamental Global Equity Fund Series WF	5	0.77	13.941	0.102	21.089	5.974	N/A
ATL3495	Renaissance Investments	CIBC Global Equity Private Pool NH-Prem T6	N/A	1.04	16.809	0.13	19.234	8.316	4.934
MFC8395	Mackenzie Financial Corp	Mackenzie Bluewater Glb Growth Fund FB	N/A	1.43	16.365	0.047	16.173	3.224	7.404
NBC6767	NB Investments	NBI Global Equity Fund Series F-2	N/A	1.05	14.326	0.142	19.287	8.172	10.707
MFC8398	Mackenzie Financial Corp	Mackenzie Bluewater Glb Growth Fund PWFBS	N/A	1.01	16.368	0.054	16.663	3.636	N/A
FID7231	Fidelity Investments	Fidelity Climate Leadership Fund Series F	N/A	1.13	N/A	N/A	17.48	N/A	N/A
ATL3494	Renaissance Investments	CIBC Global Equity Private Pool NH-Prem T4	N/A	1.04	16.775	0.13	19.374	8.292	4.969
CIG978T8	CI Investments Inc.	CI Global Dividend Corporate Class FT8	N/A	1.34	12.406	0.22	12.144	11.064	6.428
NBC8746	NB Investments	Meritage Tactical ETF Equity Portfolio - F5	N/A	0.9	12.171	0.141	13.511	7.286	5.46
SUN400	SLGI Asset Management Inc.	Sun Life MFS Global Growth Fund Series F	N/A	1.06	13.811	0.097	17.94	5.666	9.179
RBF823	RBC Global Asset Mgmt Inc.	RBC Private Global Growth Equ Pool F	N/A	1.21	N/A	N/A	20.119	N/A	N/A
ATL796	Renaissance Investments	Axiom All Equity Portfolio Class F	N/A	1.29	12.618	0.087	13.173	4.97	5.472
BIP453	Bridgehouse Asset Managers	Lazard Defensive Global Dividend Fund Series FH	N/A	1.13	11.853	0.154	12.246	7.736	N/A
MFC9527	Mackenzie Financial Corp	Mackenzie Bluewater Next Gen Growth Fund FB5	N/A	1.43	N/A	N/A	N/A	N/A	N/A
MFC8347	Mackenzie Financial Corp	Mackenzie Betterworld Global Equity Fund Ser PWX	N/A	0.01	N/A	N/A	11.497	N/A	N/A
CCM9770	IA Clarington	IA Clarington Loomis Global Equity Opp Fund Ser FX	N/A	1.09	N/A	N/A	23.431	N/A	N/A
DJT06238	Desjardins Funds	Chorus II 100% Equity Growth Portfolio O Class	N/A	1.06	12.485	0.073	12.483	4.328	N/A
FID1153	Fidelity Investments	Fidelity Global Large Cap Currency Neutral CI F	N/A	1.16	16.642	0.114	20.549	7.3	6.396
CIB170	CIBC Asset Management	CIBC Managed Growth Plus Portfolio Class FT4	N/A	1.6	11.6	0.088	11.819	4.809	N/A
FID5232	Fidelity Investments	Fidelity Global Fund Series F8	N/A	1.11	14.262	0.097	18.241	5.762	6.523
CIG15516	CI Investments Inc.	CI Global Dividend Opportunities CC EFT8	N/A	1.18	13.154	0.185	10.805	9.849	6.35
GOC10432	Canoe Financial	Canoe Global Equity Fund Series FH	N/A	1.27	17.16	0.095	17.855	6.207	7.893
DJT03996	Desjardins Funds	Wise 100% Equity ETF Portfolio F	N/A	0.69	12.281	0.131	13.965	6.879	N/A
MFC5688	Mackenzie Financial Corp	Mackenzie Cundill Value Fund Series PWX8	N/A	0	15.604	0.177	25.924	10.705	N/A
CIG15011	CI Investments Inc.	CI Synergy Global Corporate Class EF	N/A	1.24	13.178	0.13	17.55	7.124	7.185
FID5240	Fidelity Investments	Fidelity Global Disciplined Equity Class F8	N/A	1.16	13.796	0.129	20.825	7.318	7.433
CIG15749	CI Investments Inc.	CI Global Dividend Corporate Class EFT5	N/A	1.24	12.408	0.22	12.147	11.075	5.405

Peer Group Details

Peer Group compared Securities continued...

* Recommended product (highlighted) vs. rest of the Peer Group

Code	Manufacturer	Name	Peer Rating	MER	Risk	Sharpe Ratio	1Yr Return	3Yr Return	5Yr Return
GCG578F	Guardian Capital LP	Guardian Fundamental Global Equity Fund Series WF	5	0.77	13.941	0.102	21.089	5.974	N/A
CIG19387	CI Investments Inc.	CI Global Equity Pool Series OF	N/A	1.65	N/A	N/A	16.334	N/A	N/A
RBF534	RBC Global Asset Mgmt Inc.	RBC Global Dividend Growth Fund Series FT5	N/A	0.98	14.944	0.103	9.516	6.235	8.287
DJT03838	Desjardins Funds	Chorus II 100% Equity Growth Portfolio F Class	N/A	1.23	12.493	0.071	12.283	4.196	N/A
EDG6006	EdgePoint Wealth Management	EdgePoint Global Portfolio Series FT6	N/A	0.8	N/A	N/A	17.595	N/A	N/A
MMF3930	Manulife Investment Management	Manulife Global Dividend Growth Fund Series FT6	N/A	1.07	12.576	0.149	19.762	7.827	7.614
BMO95743	BMO Investments Inc.	BMO Global Equity Fund Series F	N/A	0.84	12.147	0.187	16.658	9.361	6.455
MFC8208	Mackenzie Financial Corp	Mackenzie Global Women's Leadership Fund Series LF	N/A	0.83	N/A	N/A	13.615	N/A	N/A
FID7013	Fidelity Investments	Fidelity Long-Term Leaders Currency Neutral Fd F	N/A	1.16	N/A	N/A	17.679	N/A	N/A
MMF8663	Manulife Investment Management	Manulife Climate Action Class Series F	N/A	1.13	N/A	N/A	21.367	N/A	N/A
CIG4115	CI Investments Inc.	CI Global Longevity Economy Fund Series F	N/A	0.95	12.636	0.146	19.419	7.684	N/A
MFC6045	Mackenzie Financial Corp	Mackenzie Global Equity Fund Series PWX	N/A	0	13.316	0.214	22.003	11.378	6.392
RBF5661	RBC Global Asset Mgmt Inc.	RBC Select Aggressive Growth Portfolio Series FT5	N/A	1.08	12.297	0.131	13.286	6.867	6.442
DYN2513	Dynamic Funds	Dynamic Global Discovery Class Series F	N/A	1.2	12.513	-0.044	7.737	-0.873	3.809
MFC8340	Mackenzie Financial Corp	Mackenzie Betterworld Global Equity Fund Ser FB5	N/A	1.43	N/A	N/A	10.041	N/A	N/A
ATL3649	Renaissance Investments	CIBC Real Assets Private Pool FH-Prem	N/A	1.16	14.153	0.076	0.783	4.657	1.978
DYN1993	Dynamic Funds	DynamicEdge Equity Portfolio F	N/A	1.27	12.673	0.028	7.898	2.302	5.768
AIM687	Invesco Canada Ltd.	Invesco Global Select Equity Class Series F	N/A	1.12	16.855	-0.072	18.063	-3.74	1.866
FID7567	Fidelity Investments	Fidelity All-in-One Equity ETF Fund Series F	N/A	0.61	N/A	N/A	17.508	N/A	N/A
CCM8888	IA Clarington	IA Clarington Loomis Global Equ Opportunities Fd F	N/A	1.12	17.3	0.063	23.396	4.25	N/A
GOC10433	Canoe Financial	Canoe Global Equity Fund Series F6	N/A	1.37	14.715	0.103	17.776	6.185	8.731
IGI1909	I.G. Investment Management	IG Climate Action Port - Glo Equ Ser FT	N/A	1.19	N/A	N/A	14.042	N/A	N/A
MMF4606	Manulife Investment Management	Manulife Global Equity Class Series F	N/A	1.08	12.628	0.135	19.271	7.175	8.807
CIG15058	CI Investments Inc.	CI Global Value Fund Class EF	N/A	1.2	11.55	0.172	16.297	8.375	5.051
RBF677	RBC Global Asset Mgmt Inc.	RBC Global Equity Fund Series F	N/A	0.98	14.552	0.036	7.642	2.643	5.721
NWT988	NEI	NEI Environmental Leaders Fund Series F	N/A	1.22	17.248	0.053	15.747	3.605	6.62
CIG478T5	CI Investments Inc.	CI Global Dividend Corporate Class FT5	N/A	1.36	12.406	0.219	12.133	11.04	6.4

Peer Group Details

Peer Group compared Securities continued...

* Recommended product (highlighted) vs. rest of the Peer Group

Code	Manufacturer	Name	Peer Rating	MER	Risk	Sharpe Ratio	1Yr Return	3Yr Return	5Yr Return
GCG578F	Guardian Capital LP	Guardian Fundamental Global Equity Fund Series WF	5	0.77	13.941	0.102	21.089	5.974	N/A
NWT8988	NEI	NEI Environmental Leaders Fund Series PF	N/A	0.88	17.249	0.059	16.138	3.976	6.989
EDG5001	EdgePoint Wealth Management	EdgePoint Global Portfolio Series F(N) non HST	N/A	0.92	15.282	0.166	17.677	9.935	3.582
BMO65705	BMO Investments Inc.	BMO Equity Growth ETF Portfolio - Series F4	N/A	0.66	12.321	0.132	14.612	6.909	6.002
DJT03977	Desjardins Funds	Desjardins SocieTerra Diversity Fund F-Class units	N/A	1.03	13.908	0.089	13.953	5.318	N/A
BMO95705	BMO Investments Inc.	BMO Equity Growth ETF Portfolio - Series F	N/A	0.66	12.324	0.132	14.607	6.951	6.093
ATL1238	Renaissance Investments	Renaissance Global Growth Currency Neutral Fund F	N/A	0.96	16.478	0.105	19.822	6.7	7.058
MMF8697	Manulife Investment Management	Manulife Global Thematic Opportunities Class F	N/A	1.14	14.911	-0.002	15.058	0.652	N/A
ATL3493	Renaissance Investments	CIBC Global Equity Private Pool NH-Prem	N/A	1.04	16.844	0.132	19.065	8.456	4.942
ATL3499	Renaissance Investments	CIBC Global Equity Private Pool FH-Prem	N/A	0.93	16.613	0.14	20.644	8.866	5.362
FID6346	Fidelity Investments	Fidelity Founders Currency Neutral Class F5	N/A	1.18	18.498	0.045	17.14	3.057	8.788
MFC8397	Mackenzie Financial Corp	Mackenzie Bluewater Glb Growth Fund FB5	N/A	1.47	16.366	0.051	16.432	3.436	N/A
CIG15016	CI Investments Inc.	CI Global Dividend Opportunities CC EF	N/A	1.23	13.153	0.184	10.748	9.798	6.314
CGF144	Counsel Portfolio Services Inc	Counsel Global Dividend Series F	N/A	1.21	11.998	0.213	16.255	10.461	4.741
CIG15812	CI Investments Inc.	CI Select Global Equity Corporate Class EFT5	N/A	1.24	12.902	0.155	11.512	8.26	6.27
TDB2563	TD Asset Management Inc.	TD Global Equity Pool Class W-Series	N/A	1.13	12.717	0.096	14.305	5.403	6.627
CIG15199	CI Investments Inc.	CI Global Dividend Fund Class EF	N/A	1.2	12.466	0.225	12.624	11.369	6.735
MMF3685	Manulife Investment Management	Manulife Global Thematic Opportunities Fund F	N/A	1.07	14.916	-0.001	15.269	0.707	N/A
SUN401	SLGI Asset Management Inc.	Sun Life MFS Global Value Fund Series F	N/A	1.22	13.042	0.161	17.479	8.582	7.346
MFC5659	Mackenzie Financial Corp	Mackenzie Global Equity Fund Series FB5	N/A	1.45	13.303	0.186	20.446	9.959	N/A
NBC782	NB Investments	NBI Global Diversified Equity Fund Series F	N/A	1.46	N/A	N/A	19.456	N/A	N/A
FID7618	Fidelity Investments	Fidelity Global Equity Class Portfolio Ser F	N/A	1.11	N/A	N/A	13.768	N/A	N/A
MMF9639	Manulife Investment Management	Manulife Global Dividend Class Series FT6	N/A	1.18	12.541	0.148	19.661	7.742	7.588
MFC8689	Mackenzie Financial Corp	Symmetry Equity Portfolio Series LF	N/A	1.1	14.104	0.103	15.38	6.055	N/A
ATL034	Renaissance Investments	Renaissance Global Growth Fund Class F	N/A	0.95	14.527	0.096	20.092	5.778	7.64
BMO36263	BMO Investments Inc.	BMO Global Quality ETF Fund Series F6	N/A	0.51	N/A	N/A	25.984	N/A	N/A
TDB3309	TD Asset Management Inc.	TD Managed Maximum Equity Growth Portfolio - W	N/A	0.95	12.081	0.149	14.605	7.582	6.286

Peer Group Details

Peer Group compared Securities continued...

* Recommended product (highlighted) vs. rest of the Peer Group

Code	Manufacturer	Name	Peer Rating	MER	Risk	Sharpe Ratio	1Yr Return	3Yr Return	5Yr Return
GCG578F	Guardian Capital LP	Guardian Fundamental Global Equity Fund Series WF	5	0.77	13.941	0.102	21.089	5.974	N/A
RBF667	RBC Global Asset Mgmt Inc.	RBC Global Equity Focus Fund Series F	N/A	0.98	14.342	0.022	5.407	1.902	5.886
DYN229	Dynamic Funds	Dynamic Blue Chip Equity Fund Series F	N/A	1.18	14.871	0.053	22.132	3.562	7.659
MFC8337	Mackenzie Financial Corp	Mackenzie Betterworld Global Equity Fund Ser F5	N/A	1.05	N/A	N/A	10.535	N/A	N/A
RBF5667	RBC Global Asset Mgmt Inc.	RBC Global Equity Focus Fund Series FT5	N/A	0.96	14.342	0.022	5.431	1.925	5.914
ATL3645	Renaissance Investments	CIBC Real Assets Private Pool NH-Prem T6	N/A	1.2	14.35	0.053	0.024	3.53	0.641
FID4001	Fidelity Investments	Fidelity Global Growth and Value Class Ser F	N/A	1.1	11.838	0.172	22.07	8.496	8.216
FID5241	Fidelity Investments	Fidelity Global Large Cap Class Series F5	N/A	1.14	13.805	0.13	20.787	7.326	7.46
ATL3642	Renaissance Investments	CIBC Real Assets Private Pool N-Prem T6	N/A	1.2	11.538	0.074	1.232	4.219	2.404
CIG15062	CI Investments Inc.	CI Select Global Equity Fund Class EF	N/A	1.21	12.931	0.163	11.954	8.647	6.542
BMO67743	BMO Investments Inc.	BMO Global Equity Fund Series F6	N/A	0.87	12.152	0.187	16.651	9.346	6.453
FID630	Fidelity Investments	Fidelity Global Fund Series F	N/A	1.1	14.263	0.097	18.265	5.777	6.538
TDB3462	TD Asset Management Inc.	TD Global Equity Focused Fund - FT5 Series	N/A	0.94	14.491	0.154	19.487	8.889	9.956
CIG6409	CI Investments Inc.	CI Synergy Global Corporate Class F	N/A	1.37	13.176	0.127	17.336	6.983	7.047
GCG698	Guardian Capital LP	Guardian Directed Premium Yield Portfolio Series F	N/A	1.14	12.013	0.111	17.726	5.897	N/A
AIM8917	Invesco Canada Ltd.	Invesco Intactive Maximum Growth Portfolio CI F	N/A	1.05	12.824	0.075	15.987	4.431	3.036
CIG4056	CI Investments Inc.	CI Global Equity Alpha Private Pool Class F	N/A	0.95	12.286	0.091	12.051	5.107	N/A
BMO95166	BMO Investments Inc.	BMO Global Enhanced Income Fund Series F	N/A	0.73	N/A	N/A	13.756	N/A	N/A
MMF1374	Manulife Investment Management	Manulife Global Franchise Class Series F	N/A	1.12	17.589	0.084	23.509	5.573	5.35
SUN55400	SLGI Asset Management Inc.	Sun Life MFS Global Growth Class Series FT5	N/A	1.13	13.797	0.095	17.87	5.564	9.148
NWT8511	NEI	NEI Global Growth Fund Series PF	N/A	0.89	19.417	-0.11	10.932	-7.187	N/A
CIG964T8	CI Investments Inc.	CI Select Global Equity Corporate Class FT8	N/A	1.35	12.893	0.156	11.62	8.272	6.212
MFC8690	Mackenzie Financial Corp	Symmetry Equity Portfolio Series LF5	N/A	1.1	14.092	0.103	15.38	6.066	N/A
MFC5292	Mackenzie Financial Corp	Mackenzie Global Women's Leadership Fund Ser PWFB	N/A	0.8	13.625	0.061	13.637	3.876	4.893
CIG4603	CI Investments Inc.	CI Portfolio Series Maximum Growth Fd CI F	N/A	1.36	12.107	0.14	15.304	7.213	5.873
EDG600	EdgePoint Wealth Management	EdgePoint Global Portfolio Series F	N/A	1	15.281	0.165	17.58	9.851	3.504
SUNF5401	SLGI Asset Management Inc.	Sun Life MFS Global Value Fund Series F5	N/A	1.24	13.043	0.16	17.452	8.552	7.325

Peer Group Details

Peer Group compared Securities continued...

* Recommended product (highlighted) vs. rest of the Peer Group

Code	Manufacturer	Name	Peer Rating	MER	Risk	Sharpe Ratio	1Yr Return	3Yr Return	5Yr Return
GCG578F	Guardian Capital LP	Guardian Fundamental Global Equity Fund Series WF	5	0.77	13.941	0.102	21.089	5.974	N/A
FID4002	Fidelity Investments	Fidelity Global Growth and Value Class Ser F5	N/A	1.11	11.838	0.172	22.048	8.482	8.193
TDB238	TD Asset Management Inc.	TD Global Shareholder Yield Fund - FT8 Series	N/A	1.01	11.666	0.175	14.539	8.559	5.387
FID1972	Fidelity Investments	Fidelity Global Disciplined Equity Cur Neu CI F	N/A	1.17	16.659	0.114	20.667	7.27	6.331
FID1037	Fidelity Investments	Fidelity Global Large Cap Fund Series F	N/A	1.13	13.798	0.13	20.828	7.346	7.472
ATL3640	Renaissance Investments	CIBC Real Assets Private Pool N-Prem	N/A	1.11	11.451	0.079	0.968	4.419	2.776
CIG15596	CI Investments Inc.	CI Portfolio Series Maximum Growth Fd CI EFT8	N/A	1.24	12.112	0.14	15.112	7.206	5.918
CIG467T5	CI Investments Inc.	CI Global Value Corporate Class FT5	N/A	1.36	11.49	0.16	16.059	7.827	N/A