

Advisor Rationale for Recommendations

Date: October 30, 2023
Investor: First Capital Financial
Advisor: Martin Weiler
Product: Mutual Fund
Product Name: DFA U.S. Vector Equity Fund Class F
Client ID:
Account Number:

Processes Covered to Explain Security

Dimensional US Vector combines low MERs with high Sharp ratios. The fund offers clients exposure to US small, mid and large capitalization equities.

Reasons Investor Selected Security

Best of both worlds: low management fees, high Sharpe ratio, giving investors exposure to $E(R-R_f)$ / σ_p -or excess returns adjusted for risk. The funds' high ratio shows it earns above average returns for its level of risk.

According to the Advisor, these are the reasons this Mutual Fund was chosen:

- Lower Fees vs. Peers
- Performance vs. Peers
- Supports Portfolio Diversification Goals
- Supports Overall Portfolio Strategy
- Tax Efficiency

RELATIVE PERFORMANCE

DFA U.S. Vector Equity Fund Class F

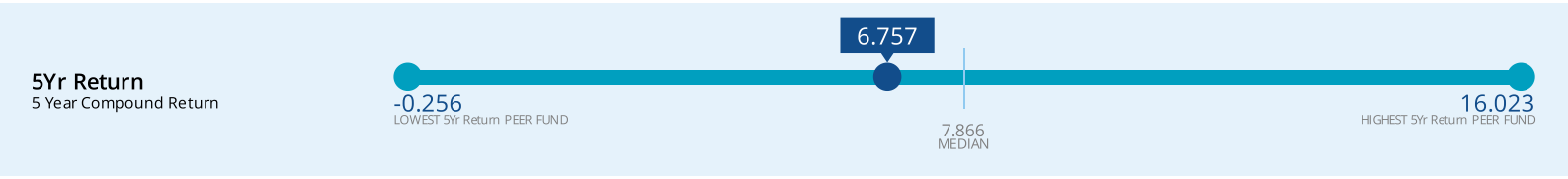







WORLD SOURCE
FINANCIAL MANAGEMENT INC.

PEER GROUP DEFINITION

There are 373 of 28,825 matching securities of type Mutual Fund.

SECURITY TYPE	CATEGORY	RISK RATING	LOAD TYPE	SHARE CLASS	CURRENCY
Mutual Fund	U.S. Equity	Medium	NoLoad	Fee Based Advice	CAD



Peer Group Details

PEER GROUP DEFINITION

There are 373 of 28,825 matching securities of type Mutual Fund.

SECURITY TYPE	CATEGORY	RISK RATING	LOAD TYPE	SHARE CLASS	CURRENCY
Mutual Fund	U.S. Equity	Medium	NoLoad	Fee Based Advice	CAD

* Recommended product (highlighted) vs. rest of the Peer Group

Code	Manufacturer	Name	Peer Rating	MER	Risk	Sharpe Ratio	1Yr Return	3Yr Return	5Yr Return
DFA223	Dimensional	DFA U.S. Vector Equity Fund Class F	7	0.35	15.042	0.248	15.195	14.574	6.757
TDB456	TD Asset Management Inc.	TD U.S. Equity Pool F Series	N/A	0.95	13.413	0.133	17.458	7.345	8.61
SUN85405	SLGI Asset Management Inc.	Sun Life MFS U.S. Growth Class Series FT8	N/A	1.08	17.357	0.045	22.592	3.118	9.533
DYN3181	Dynamic Funds	Dynamic U.S. Equity Income Fund Series FL	N/A	1.1	12.786	0.167	13.011	8.747	7.647
ATL1353	Renaissance Investments	Renaissance U.S. Equity Income Fund FT4	N/A	0.77	9.494	0.193	6.366	8.011	6.615
TML3985	Franklin Templeton Investments	Franklin ActiveQuant U.S. Fund Series F	N/A	1.03	12.292	0.159	9.517	8.158	6.194
MFC4737	Mackenzie Financial Corp	Mackenzie US Dividend Fund Series F5	N/A	1.07	11.454	0.181	9.254	8.706	5.34
TDB3421	TD Asset Management Inc.	TD U.S. Dividend Growth Fund - FT8 Series	N/A	0.9	13.023	0.17	15.389	9.023	10.057
CIG80566	CI Investments Inc.	United US Equity Alpha Corporate Class F	N/A	1.25	14.324	0.154	17.105	8.801	10.259
MMF1080	Manulife Investment Management	Manulife Covered Call U.S. Equity Class Series FT6	N/A	1.24	10.573	0.182	15.37	8.23	7.927
TDB448	TD Asset Management Inc.	TD U.S. Large-Cap Value Fund - F Series	N/A	0.88	12.595	0.267	14.55	13.46	9.507
TML5016	Franklin Templeton Investments	Franklin U.S. Rising Dividends Fund Series F	N/A	1.01	13.284	0.17	13.5	9.18	9.308
RBF1641	RBC Global Asset Mgmt Inc.	RBC O'Shaughnessy U.S. Value Fund (Unhedged) F	N/A	0.94	13.775	0.229	7.724	12.491	5.029
CIG17374	CI Investments Inc.	United US Equity Alpha Corporate Class OF	N/A	1.9	14.317	0.141	16.364	8.102	9.544
FID2641	Fidelity Investments	Fidelity American Equity Currency Neutral CI F5	N/A	1.17	16.62	0.092	13.11	5.906	5.367
AIM6017	Invesco Canada Ltd.	Invesco S&P 500 ESG Index ETF Fund Series F	N/A	0.27	N/A	N/A	23.231	N/A	N/A
MFC8561	Mackenzie Financial Corp	Mackenzie Bluewater US Growth Fd FB	N/A	1.4	16.346	0.096	15.608	6.092	9.704
FID6537	Fidelity Investments	Fidelity U.S. High Quality Index ETF Fund Series F	N/A	0.54	15.11	0.2	22.514	11.745	N/A
CCM9973	IA Clarington	IA Clarington Thematic Innovation Class Ser F	N/A	1.3	14.408	0.092	14.379	5.505	4.925
NWT8533	NEI	NEI U.S. Dividend Fund Series PF	N/A	1.03	11.425	0.155	0.834	7.594	3.826
FID5496	Fidelity Investments	Fidelity Insights Class Series F8	N/A	1.08	14.913	0.098	23.857	5.931	9.777
RBF509	RBC Global Asset Mgmt Inc.	RBC U.S. Dividend Currency Neutral Fund FT5	N/A	0.75	16.268	0.145	15.471	9.058	7.252
SUN5405	SLGI Asset Management Inc.	Sun Life MFS U.S. Growth Class Series F	N/A	1.12	17.354	0.045	22.542	3.084	9.521
MFC8211	Mackenzie Financial Corp	Mackenzie US All Cap Growth Fund Series LF	N/A	1.09	N/A	N/A	24.808	N/A	N/A
FID1779	Fidelity Investments	Fidelity American Disciplined Equity Fund F8	N/A	1.13	14.223	0.181	22.27	10.175	10.638
RBF5260	Phillips, Hager & North	PH&N U.S. Growth Fund Series F	N/A	0.77	14.336	0.16	22.365	9.104	10.534
DJT03872	Desjardins Funds	Desjardins American Equity Growth Fund F Class	N/A	0.95	17.938	0.031	22.481	2.19	9.806

Peer Group Details

Peer Group compared Securities continued...

* Recommended product (highlighted) vs. rest of the Peer Group

Code	Manufacturer	Name	Peer Rating	MER	Risk	Sharpe Ratio	1Yr Return	3Yr Return	5Yr Return
DFA223	Dimensional	DFA U.S. Vector Equity Fund Class F	7	0.35	15.042	0.248	15.195	14.574	6.757
DYN2428	Dynamic Funds	Dynamic U.S. Equity Private Pool Class Series FT	N/A	0.94	N/A	N/A	6.16	N/A	N/A
DYN2164	Dynamic Funds	Dynamic American Class Series F	N/A	1.21	12.099	-0.092	5.426	-2.722	3.668
RBF619	RBC Global Asset Mgmt Inc.	RBC Life Science and Technology Fund Series F	N/A	0.94	16.261	0.151	29.782	9.423	13.204
MFC8562	Mackenzie Financial Corp	Mackenzie Bluewater US Growth Fd F8	N/A	1.07	16.353	0.102	15.989	6.453	10.082
MFC5050	Mackenzie Financial Corp	Mackenzie MD US Index Fund Series FB	N/A	0.79	12.353	-0.005	5.139	0.871	3.814
MFC6916	Mackenzie Financial Corp	Mackenzie US All Cap Growth Fund Series PWFB	N/A	1.05	17.931	0.069	24.86	4.665	11.873
FRC796	Russell Investments	Russell Investments Tax-Managed US Equ PI C\$HgdF	N/A	1.12	17.709	0.086	19.6	5.707	3.31
MMF4604	Manulife Investment Management	Manulife U.S. Equity Fund Series F	N/A	1.11	13.174	0.138	16.267	7.525	10.051
BMO68768	BMO Investments Inc.	BMO U.S. Equity Fund Series F (Hedged)	N/A	0.82	16.777	0.139	18.856	8.858	5.733
NBC8704	NB Investments	Meritage American Equity Portfolio - F5	N/A	1.37	13.434	0.144	14.828	7.931	7.811
FID6799	Fidelity Investments	Fidelity American Equity Systematic Cur Hg Fd F8	N/A	1.09	15.171	0.1	12.105	6.134	N/A
CCM9830	IA Clarington	IA Clarington Loomis U.S. All Cap Grw Fd F	N/A	1.17	N/A	N/A	32.051	N/A	N/A
BIP541	Bridgehouse Asset Managers	Brandes U.S. Equity Fund Series F	N/A	0.94	14.702	0.285	17.234	16.448	9.072
FID6866	Fidelity Investments	Fidelity U.S. Focused Stock System Cur Hgd Fd F5	N/A	1.2	17.597	0.069	19.567	4.619	N/A
MFC2000	Mackenzie Financial Corp	Mackenzie US All Cap Growth Fund Series F	N/A	1.05	17.931	0.07	24.865	4.671	11.873
FID5534	Fidelity Investments	Fidelity Insights Currency Neutral Class F8	N/A	1.13	17.804	0.066	24.705	4.418	7.514
ATL1253	Renaissance Investments	Renaissance U.S. Equity Growth Currency Neut Fd F	N/A	0.88	16.927	0.084	11.912	5.468	6.024
MMF8839	Manulife Investment Management	Manulife U.S. All Cap Equity Class Series I	N/A	0.14	18.196	0.166	21.882	11.264	9.97
AGF2524	AGF Investments Inc.	AGF American Growth Fund Series FV	N/A	1.53	15.891	0.159	10.018	9.783	N/A
CIG19360	CI Investments Inc.	United US Equity Value Pool Class OF	N/A	1.82	15.649	0.138	13.973	8.44	5.632
DJT03966	Desjardins Funds	Desjardins SocieTerra American Equity Fund F Class	N/A	0.93	14.637	0.105	9.338	6.295	10.767
AGF1423	AGF Investments Inc.	AGF American Growth Class Series W	N/A	0	15.754	0.181	10.868	11.029	12.493
NBC4166	NB Investments	NBI U.S. High Conviction Equity Private Port F5	N/A	0.66	14.115	0.219	22.368	12.186	13.745
MFC4993	Mackenzie Financial Corp	Mackenzie US Dividend Fund Series FB5	N/A	1.28	11.452	0.182	9.311	8.753	5.367
FID9712	Fidelity Investments	Fidelity U.S. Equity Private Pool Series F5	N/A	1.07	14.252	0.181	22.262	10.197	10.687
BMO45807	BMO Investments Inc.	BMO U.S. Dollar Dividend Fund Series F C\$	N/A	0.82	12.648	0.235	9.324	11.97	6.385

Peer Group Details

Peer Group compared Securities continued...

* Recommended product (highlighted) vs. rest of the Peer Group

Code	Manufacturer	Name	Peer Rating	MER	Risk	Sharpe Ratio	1Yr Return	3Yr Return	5Yr Return
DFA223	Dimensional	DFA U.S. Vector Equity Fund Class F	7	0.35	15.042	0.248	15.195	14.574	6.757
FID6845	Fidelity Investments	Fidelity U.S. Dividend Systematic Cur Hgd Fd F	N/A	1.19	13.793	0.184	11.344	10.156	N/A
FID2389	Fidelity Investments	Fidelity American Equity Fund Series F5	N/A	1.08	12.97	0.136	12.306	7.369	7.605
TDB3491	TD Asset Management Inc.	TD U.S. Dividend Growth Fund - FT5 Series	N/A	0.87	13.024	0.171	15.426	9.057	10.106
CIG54237	CI Investments Inc.	CI U.S. Equity Fund Series F	N/A	1.25	15.346	0.143	19.412	8.606	7.458
CIG19312	CI Investments Inc.	United US Equity Growth Pool Class OF	N/A	1.84	18.484	0.05	22.921	3.439	9.079
FID980	Fidelity Investments	Fidelity U.S. Dividend Fund Series F8	N/A	1.07	11.63	0.239	11.675	11.36	7.879
BMO68722	BMO Investments Inc.	BMO U.S. Equity ETF Fund Series F	N/A	0.39	17.864	0.127	19.735	8.426	7.804
FID1459	Fidelity Investments	Fidelity U.S. Dividend Registered Fund F	N/A	1.1	11.67	0.244	11.738	11.602	8.162
RBF922	RBC Global Asset Mgmt Inc.	RBC QUBE Low Volatility U.S. Equity Cur Neu Fd F	N/A	0.76	14.54	0.115	12.504	6.77	5.219
TDB3415	TD Asset Management Inc.	TD U.S. Dividend Growth Fund - F Series	N/A	0.88	13.022	0.171	15.405	9.046	10.097
FID7699	Fidelity Investments	Fidelity SmartHedge U.S. Equity Fd F8	N/A	N/A	N/A	N/A	N/A	N/A	N/A
BMO95115	BMO Investments Inc.	BMO U.S. All Cap Equity Fund Series F	N/A	0.82	N/A	N/A	19.573	N/A	N/A
ATL1354	Renaissance Investments	Renaissance U.S. Equity Income Fund FT6	N/A	0.82	9.494	0.192	6.353	7.97	6.578
CIG17324	CI Investments Inc.	United US Equity Alpha Corporate Class OF	N/A	1.9	14.317	0.141	16.364	8.102	9.544
TDB440	TD Asset Management Inc.	TD U.S. Index Currency Neutral Fund - F	N/A	0.17	17.883	0.119	19.827	7.872	7.926
ATL3679	Renaissance Investments	CIBC U.S. Equity Private Pool F-Prem T6	N/A	0.69	14.093	0.098	12.164	5.794	8.252
MFC8564	Mackenzie Financial Corp	Mackenzie Bluewater US Growth Fd PWFB5	N/A	1.07	16.352	0.102	15.983	6.445	10.067
MFC8174	Mackenzie Financial Corp	Mackenzie US All Cap Growth Fund Series FB5	N/A	1.45	N/A	N/A	24.448	N/A	N/A
FID5494	Fidelity Investments	Fidelity Insights Class Series F	N/A	1.09	14.911	0.097	23.852	5.916	9.759
BMO95219	BMO Investments Inc.	BMO U.S. Dividend Fund Series F	N/A	0.84	13.518	0.223	9.418	11.994	6.164
CCM1510	IA Clarington	IA Clarington U.S. Equity Currency Neut Fd SerF	N/A	1.09	16.615	0.243	16.976	15.503	6.899
FID6505	Fidelity Investments	Fidelity U.S. Focused Stock Fund Series F5	N/A	1.1	15.86	0.093	19.809	5.868	N/A
MMF1062	Manulife Investment Management	Manulife U.S. Equity Fund Series FT6	N/A	1.12	13.174	0.138	16.264	7.525	10.053
FID1170	Fidelity Investments	Fidelity U.S. Dividend Currency Neutral Fund F	N/A	1.14	15.586	0.165	12.276	9.991	5.816
TDB3488	TD Asset Management Inc.	TD U.S. Low Volatility Fund - FT5 Series	N/A	0.9	11.052	0.105	-0.137	5.399	4.218
MMF4661	Manulife Investment Management	Manulife Covered Call U.S. Equity Fund Series F	N/A	1.21	10.58	0.18	15.421	8.16	8.155

Peer Group Details

Peer Group compared Securities continued...

* Recommended product (highlighted) vs. rest of the Peer Group

Code	Manufacturer	Name	Peer Rating	MER	Risk	Sharpe Ratio	1Yr Return	3Yr Return	5Yr Return
DFA223	Dimensional	DFA U.S. Vector Equity Fund Class F	7	0.35	15.042	0.248	15.195	14.574	6.757
BMO68219	BMO Investments Inc.	BMO U.S. Dividend Fund Series F	N/A	0.84	13.518	0.223	9.418	11.994	6.164
BIP344	Bridgehouse Asset Managers	Brandes U.S. Equity Fund Series FH	N/A	1	19.295	0.205	18.328	14.646	6.698
MFC6089	Mackenzie Financial Corp	Mackenzie US All Cap Growth Fund Series PWX	N/A	0	17.948	0.086	26.173	5.769	13.047
TDB2971	TD Asset Management Inc.	TD U.S. Shareholder Yield Fund - FT8	N/A	0.89	11.457	0.2	9.7	9.533	6.769
FID1778	Fidelity Investments	Fidelity American Disciplined Equity Fund F5	N/A	1.12	14.222	0.18	22.271	10.171	10.627
TDB2831	TD Asset Management Inc.	TD U.S. Low Volatility Fund - FT8 Series	N/A	0.89	11.084	0.105	-0.128	5.392	4.213
FID638	Fidelity Investments	Fidelity American Equity Fund Series F	N/A	1.09	12.97	0.136	12.288	7.36	7.598
RBF688	RBC Global Asset Mgmt Inc.	RBC QUBE Low Volatility U.S. Equity Fund F	N/A	0.76	10.957	0.177	11.508	8.234	7.428
CIG80866	CI Investments Inc.	United US Equity Alpha Corporate Class FT8	N/A	1.25	14.326	0.154	17.114	8.81	10.291
CIG4067	CI Investments Inc.	CI U.S. Equity Private Pool Series F	N/A	0.89	14.845	0.141	17.906	8.305	N/A
ATL2494	Renaissance Investments	Renaissance U.S. Equity Income Fund F-Premium	N/A	0.74	9.496	0.194	6.402	8.038	6.65
FID2000	Fidelity Investments	Fidelity U.S. Dividend Private Pool Series F8	N/A	1.07	11.632	0.24	11.679	11.39	7.943
NBC790	NB Investments	NBI SmartData U.S. Equity Fund F Series	N/A	0.99	13.717	0.183	17.993	10.047	9.535
ATL3673	Renaissance Investments	CIBC U.S. Equity Private Pool N-Prem T6	N/A	0.69	14.111	0.096	12.071	5.711	8.031
AIM1747	Invesco Canada Ltd.	Invesco American Franchise Fund Series F	N/A	1.16	16.594	0.045	24.196	3.098	6.888
FID6738	Fidelity Investments	Fidelity Women's Leadership System Cur Hgd Fd F	N/A	1.18	17.478	0.069	15.007	4.596	N/A
ATL3280	Renaissance Investments	Renaissance U.S. Equity Income Fund FH	N/A	0.8	13.432	0.115	7.092	6.501	4.514
ATL026	Renaissance Investments	Renaissance U.S. Equity Growth Fund Class F	N/A	0.85	13.293	0.125	11.57	6.92	8.294
DYN3811	Dynamic Funds	Dynamic American Fund Series FT	N/A	1.25	N/A	N/A	5.513	N/A	N/A
FID6797	Fidelity Investments	Fidelity American Equity Systematic Cur Hg Fd F	N/A	1.19	15.183	0.101	11.997	6.171	N/A
CIG4186	CI Investments Inc.	CI U.S. Dividend Registered Fund Class F	N/A	1.35	12.318	0.214	10.269	10.722	7.203
SUN406	SLGI Asset Management Inc.	Sun Life MFS U.S. Value Fund Series F	N/A	1.06	12.644	0.172	9.345	8.912	6.773
MFC8563	Mackenzie Financial Corp	Mackenzie Bluewater US Growth Fd PWX8	N/A	0	16.368	0.12	17.229	7.59	11.167
FID6540	Fidelity Investments	Fidelity U.S. High Quality Cur Neu Idx ETF Fund F	N/A	0.6	18.491	0.151	23.289	10.262	N/A
CCM9973C	IA Clarington	IA Clarington Thematic Innovation Class Ser F	N/A	1.3	14.408	0.092	14.379	5.505	4.925
ATL3674	Renaissance Investments	CIBC U.S. Equity Private Pool NH-Prem	N/A	0.69	18.03	0.04	10.793	2.791	4.411

Peer Group Details

Peer Group compared Securities continued...

* Recommended product (highlighted) vs. rest of the Peer Group

Code	Manufacturer	Name	Peer Rating	MER	Risk	Sharpe Ratio	1Yr Return	3Yr Return	5Yr Return
DFA223	Dimensional	DFA U.S. Vector Equity Fund Class F	7	0.35	15.042	0.248	15.195	14.574	6.757
RBF5911	RBC Global Asset Mgmt Inc.	RBC U.S. Equity Currency Neutral Index ETF Fd F	N/A	0.15	17.923	0.132	20.162	8.791	7.988
RBF902	RBC Global Asset Mgmt Inc.	RBC U.S. Dividend Fund Series F	N/A	0.77	12.118	0.208	14.582	10.306	9.278
FID1781	Fidelity Investments	Fidelity American Disciplined Equity Class F8	N/A	1.09	14.234	0.181	22.318	10.218	10.681
CIG514	CI Investments Inc.	CI U.S. Stock Selection Corporate Class F	N/A	1.34	14.108	0.198	17.07	11.075	7.77
ATL1361	Renaissance Investments	Renaissance U.S. Equity Income Fund FHT4	N/A	0.8	13.438	0.117	7.084	6.598	4.561
CIG15186	CI Investments Inc.	CI U.S. Dividend Registered Fund Class EF	N/A	1.21	12.32	0.217	10.419	10.873	7.352
NBC4165	NB Investments	NBI U.S. Equity Private Portfolio F5 Series	N/A	0.68	14.201	0.27	24.272	15.064	16.011
FID2578	Fidelity Investments	Fidelity U.S. Focused Stock Currency Neut CI F8	N/A	1.17	18.969	0.061	20.668	4.154	8.445
BMO95766	BMO Investments Inc.	BMO Covered Call U.S. High Dividend ETF Fund F	N/A	0.73	12.262	0.215	12.828	10.746	6.714
ATL028	Renaissance Investments	Renaissance U.S. Equity Fund Class F	N/A	0.83	13.368	0.123	11.679	6.835	7.835
MFC4920	Mackenzie Financial Corp	Mackenzie US All Cap Growth Fund Series FB	N/A	1.43	17.925	0.063	24.394	4.279	11.451
CIG80591	CI Investments Inc.	United US Equity Value Currency Hedged Pool F	N/A	1.21	17.574	0.115	14.006	7.587	N/A
CIG7506	CI Investments Inc.	CI U.S. Stock Selection Fund Series F	N/A	1.32	14.112	0.211	17.745	11.763	8.426
CIG80587	CI Investments Inc.	United US Equity Growth Pool Class F	N/A	1.25	18.496	0.06	23.71	4.085	9.78
RBF5539	RBC Global Asset Mgmt Inc.	RBC U.S. Dividend Fund Series FT5	N/A	0.76	12.119	0.208	14.594	10.316	9.289
BMO68215	BMO Investments Inc.	BMO Multi-Factor Equity Fund Series F	N/A	0.74	13.277	0.216	16.496	11.48	10.343
NBC752	NB Investments	NBI U.S. Equity Index Fund F Series	N/A	0.38	N/A	N/A	18.66	N/A	N/A
TDB438	TD Asset Management Inc.	TD Dow Jones Industrial Average Index Fund - F	N/A	0.56	13.524	0.152	16.156	8.37	7.245
PCA8304	SEI Investments Canada Company	SEI U.S. Large Company Equity Fund Class F(H)	N/A	0.9	17.494	0.115	16.307	7.553	5.213
BMO95722	BMO Investments Inc.	BMO U.S. Equity ETF Fund Series F	N/A	0.39	17.864	0.127	19.735	8.426	7.804
CIG19362	CI Investments Inc.	United US Equity Growth Pool Class OF	N/A	1.84	18.484	0.05	22.921	3.439	9.079
NBC5743	NB Investments	NBI U.S. Equity Fund F5 Series	N/A	1.01	14.106	0.211	21.815	11.74	13.298
FRC2058	Russell Investments	Russell Investments US Equity Class Series F	N/A	1.29	13.637	0.131	18.165	7.35	6.982
LWF039	Leith Wheeler	Leith Wheeler U.S. Equity Fund Series F	N/A	1.05	15.063	0.259	13.989	15.245	8.095
RBF5160	Phillips, Hager & North	PH&N U.S. Equity Fund Series F	N/A	0.77	12.978	0.183	20.243	9.643	10.349
BIP783	Bridgehouse Asset Managers	GQG Partners U.S. Quality Equity Fund Series F	N/A	0.97	N/A	N/A	15.405	N/A	N/A

Peer Group Details

Peer Group compared Securities continued...

* Recommended product (highlighted) vs. rest of the Peer Group

Code	Manufacturer	Name	Peer Rating	MER	Risk	Sharpe Ratio	1Yr Return	3Yr Return	5Yr Return
DFA223	Dimensional	DFA U.S. Vector Equity Fund Class F	7	0.35	15.042	0.248	15.195	14.574	6.757
MFC4992	Mackenzie Financial Corp	Mackenzie US Dividend Fund Series FB	N/A	1.19	11.453	0.178	9.1	8.576	5.218
TML5053	Franklin Templeton Investments	Franklin ActiveQuant U.S. Fund Series PF	N/A	0.78	12.292	0.166	9.784	8.456	6.486
NBC5078	NB Investments	NBI U.S. High Conviction Equity Private Port FH	N/A	0.8	17.965	0.156	23.686	10.456	11.271
RBF1902	RBC Global Asset Mgmt Inc.	RBC U.S. Dividend Fund Series FT8	N/A	N/A	N/A	N/A	14.595	N/A	N/A
CCM9831	IA Clarington	IA Clarington Loomis U.S. All Cap Grw Fd F5	N/A	1.21	N/A	N/A	32.012	N/A	N/A
BMO68744	BMO Investments Inc.	BMO U.S. Equity Plus Fund Series F	N/A	0.82	15.041	0.155	18.969	9.182	9.646
BMO95744	BMO Investments Inc.	BMO U.S. Equity Plus Fund Series F	N/A	0.82	15.041	0.155	18.969	9.182	9.646
CIG11013	CI Investments Inc.	CI U.S. Dividend Fund Class F	N/A	1.34	12.287	0.212	9.991	10.62	6.968
BMO68115	BMO Investments Inc.	BMO U.S. All Cap Equity Fund Series F	N/A	0.82	N/A	N/A	19.573	N/A	N/A
FRC756	Russell Investments	Russell Investments Tax-Managed US Equ PI F	N/A	1.15	13.532	0.128	18.003	7.153	5.486
FRC512	Russell Investments	Russell Investments US Equity Pool Series F	N/A	1.09	13.714	0.139	18.298	7.784	7.695
CIG80570	CI Investments Inc.	United US Equity Value Currency Hedged Crp CI F	N/A	1.2	17.621	0.116	14.092	7.613	4.774
DFA293	Dimensional	DFA U.S. Core Equity Fund Class F	N/A	0.24	13.834	0.22	17.211	12.047	9.025
SUNF8406	SLGI Asset Management Inc.	Sun Life MFS U.S. Value Fund Series F8	N/A	1.05	12.642	0.171	9.341	8.902	6.772
FID684	Fidelity Investments	Fidelity U.S. Focused Stock Class Series F	N/A	1.11	15.872	0.093	19.843	5.883	10.893
FID6503	Fidelity Investments	Fidelity U.S. Focused Stock Class Series F5	N/A	1.12	15.872	0.093	19.826	5.871	N/A
PCA304	SEI Investments Canada Company	SEI U.S. Large Company Equity Fund Class F	N/A	0.9	13.541	0.165	15.598	9.035	7.425
MFC8572	Mackenzie Financial Corp	Mackenzie Bluewater US Growth Fd F5	N/A	1.07	16.354	0.103	16.058	6.543	N/A
MFC8176	Mackenzie Financial Corp	Mackenzie US All Cap Growth Fund Series F8	N/A	1.07	N/A	N/A	24.856	N/A	N/A
FID978	Fidelity Investments	Fidelity U.S. Dividend Fund Series F	N/A	1.1	11.631	0.239	11.656	11.343	7.871
NWT963	NEI	NEI U.S. Equity RS Fund Series F	N/A	1.1	11.196	0.214	18.533	9.932	10.12
CCM1402	IA Clarington	IA Clarington U.S. Dividend Growth Fund F	N/A	0.78	11.678	0.193	13.185	9.365	7.302
ATL3682	Renaissance Investments	CIBC U.S. Equity Private Pool FH-Prem T6	N/A	0.69	17.855	0.044	11.624	3.036	4.702
CIG19374	CI Investments Inc.	United US Equity Alpha Pool (Class OF units)	N/A	1.94	14.393	0.142	16.526	8.162	N/A
CIB279	CIBC Asset Management	CIBC U.S. Index Fund Class F	N/A	0.88	13.886	0.173	18.365	9.596	N/A
CCM9974	IA Clarington	IA Clarington Thematic Innovation Class Ser F5	N/A	1.29	14.404	0.091	14.392	5.487	4.897

Peer Group Details

Peer Group compared Securities continued...

* Recommended product (highlighted) vs. rest of the Peer Group

Code	Manufacturer	Name	Peer Rating	MER	Risk	Sharpe Ratio	1Yr Return	3Yr Return	5Yr Return
DFA223	Dimensional	DFA U.S. Vector Equity Fund Class F	7	0.35	15.042	0.248	15.195	14.574	6.757
FID4103	Fidelity Investments	Fidelity U.S. Dividend RR CN Index ETF Fund F	N/A	0.57	17.16	0.142	16.156	9.178	5.477
FID979	Fidelity Investments	Fidelity U.S. Dividend Fund Series F5	N/A	1.1	11.63	0.238	11.645	11.333	7.86
CIG80867	CI Investments Inc.	United US Equity Growth Corporate Class FT8	N/A	1.27	18.511	0.056	23.325	3.778	9.454
FID1177	Fidelity Investments	Fidelity U.S. Dividend Currency Neutral Fund F5	N/A	1.17	15.582	0.164	12.246	9.956	5.777
FID2318	Fidelity Investments	Fidelity American Equity Class Series F8	N/A	1.11	12.98	0.136	12.272	7.34	7.58
ATL3681	Renaissance Investments	CIBC U.S. Equity Private Pool FH-Prem T4	N/A	0.69	17.892	0.042	11.55	2.889	4.93
SUN55405	SLGI Asset Management Inc.	Sun Life MFS U.S. Growth Class Series FT5	N/A	1.12	17.356	0.045	22.57	3.101	9.531
MMF3655	Manulife Investment Management	Manulife U.S. Dividend Income Fund Series F	N/A	1.11	15.647	0.081	10.013	5.132	9.145
SUNF5405	SLGI Asset Management Inc.	Sun Life MFS U.S. Growth Fund Series F5	N/A	1.03	17.371	0.046	22.621	3.17	9.626
RBF679	RBC Global Asset Mgmt Inc.	RBC QUBE U.S. Equity Fund Series F	N/A	0.77	13.829	0.203	20.225	11.125	10.181
TML231	Franklin Templeton Investments	Franklin U.S. Rising Dividends Fund Series F	N/A	1.01	13.284	0.17	13.5	9.18	9.308
FID6504	Fidelity Investments	Fidelity U.S. Focused Stock Class Series F8	N/A	1.07	15.872	0.094	19.852	5.904	N/A
MFC5654	Mackenzie Financial Corp	Mackenzie MD US Index Fund Series F8	N/A	0.7	12.355	-0.003	5.223	0.962	N/A
CIG263	CI Investments Inc.	CI Synergy American Corporate Class F	N/A	1.33	13.842	0.102	17.559	5.937	8.045
CIG15510	CI Investments Inc.	CI Synergy American Corporate Class EFT8	N/A	1.24	13.842	0.105	17.61	6.067	8.178
TML5833	Franklin Templeton Investments	Franklin U.S. Rising Dividends Fund Series F Hed	N/A	1	17.082	0.112	14.187	7.297	N/A
FRC4006	Russell Investments	Russell Investments Tax-Managed US Equ CI F	N/A	1.36	13.554	0.126	17.919	7.043	5.05
TDB3487	TD Asset Management Inc.	TD U.S. Shareholder Yield Fund - FT5 Series	N/A	0.9	11.483	0.199	9.702	9.494	6.753
NWT01203	NEI	NEI U.S. Dividend Fund Series F	N/A	1.3	11.424	0.148	0.561	7.285	3.528
MFC4736	Mackenzie Financial Corp	Mackenzie US Dividend Fund Series F	N/A	1.04	11.454	0.182	9.286	8.737	5.366
MFC8171	Mackenzie Financial Corp	Mackenzie US All Cap Growth Fund Series PWFB5	N/A	1.03	N/A	N/A	25.184	N/A	N/A
ATL024	Renaissance Investments	Renaissance U.S. Equity Value Fund Class F	N/A	0.96	12.248	0.269	13.78	13.279	8.395
FID7698	Fidelity Investments	Fidelity SmartHedge U.S. Equity Fd F5	N/A	N/A	N/A	N/A	N/A	N/A	N/A
FID6525	Fidelity Investments	Fidelity U.S. Low Volatility Cur Ne Idx ETF Fund F	N/A	0.57	15.002	0.106	11.454	6.445	N/A
FID6685	Fidelity Investments	Fidelity Women's Leadership Fund Series F8	N/A	1.05	15.484	0.095	15.396	5.924	N/A
DFA492	Dimensional	DFA U.S. Vector Equity Fund Class F(H)	N/A	0.36	19.397	0.177	16.067	12.613	4.398

Peer Group Details

Peer Group compared Securities continued...

* Recommended product (highlighted) vs. rest of the Peer Group

Code	Manufacturer	Name	Peer Rating	MER	Risk	Sharpe Ratio	1Yr Return	3Yr Return	5Yr Return
DFA223	Dimensional	DFA U.S. Vector Equity Fund Class F	7	0.35	15.042	0.248	15.195	14.574	6.757
CGF462	Counsel Portfolio Services Inc	Counsel U.S. Growth Series P	N/A	0.17	17.692	0.072	25.246	4.795	12.283
FID672	Fidelity Investments	Fidelity American Disciplined Equity Class F	N/A	1.11	14.234	0.181	22.308	10.205	10.662
FID2391	Fidelity Investments	Fidelity American Equity Fund Series F8	N/A	1.1	12.969	0.136	12.285	7.347	7.584
TDB439	TD Asset Management Inc.	TD U.S. Index Fund - F	N/A	0.17	14.129	0.172	19.187	9.676	10.429
AGF5036	AGF Investments Inc.	AGF American Growth Fund Series F	N/A	0	15.852	0.16	10.2	9.772	N/A
DYN2159	Dynamic Funds	Dynamic American Class Series F	N/A	1.21	12.099	-0.092	5.426	-2.722	3.668
ATL3672	Renaissance Investments	CIBC U.S. Equity Private Pool N-Prem T4	N/A	0.69	14.127	0.1	12.24	5.893	8.296
CIG4217	CI Investments Inc.	CI Select U.S. Equity Managed Corporate Class F	N/A	1.31	15.183	0.108	17.094	6.589	5.665
CIB258	CIBC Asset Management	CIBC U.S. Broad Market Index Fund Class F	N/A	0.82	14.17	0.148	16.62	8.445	N/A
MFC6881	Mackenzie Financial Corp	Mackenzie MD US Index Fund Series PWFB5	N/A	0.68	12.354	-0	5.325	1.069	4.009
RBF2143	RBC Global Asset Mgmt Inc.	RBC U.S. Equity Index ETF Fund F	N/A	0.15	N/A	N/A	18.595	N/A	N/A
BMO95768	BMO Investments Inc.	BMO U.S. Equity Fund Series F (Hedged)	N/A	0.82	16.777	0.139	18.856	8.858	5.733
MFC5048	Mackenzie Financial Corp	Mackenzie MD US Index Fund Series F	N/A	0.67	12.354	-0.002	5.27	0.991	3.932
AGF2504	AGF Investments Inc.	AGF American Growth Class Series FV	N/A	1.38	15.749	0.157	9.44	9.552	N/A
PFC1501	Purpose Investments Inc.	Purpose US Dividend Fund Class F	N/A	0.67	N/A	N/A	N/A	N/A	N/A
MID701	Middlefield Group	Middlefield U.S. Equity Dividend Class Series F	N/A	2.05	15.854	0.103	17.882	6.428	7.661
RBF644	RBC Global Asset Mgmt Inc.	RBC U.S. Equity Currency Neutral Fund Series F	N/A	0.77	16.87	0.123	17.409	7.865	7.177
FID1657	Fidelity Investments	Fidelity U.S. Equity Currency Neutral Priv PI F	N/A	1.12	18.084	0.125	23.072	8.33	8.128
VPI208	Value Partners Investments	VPI Dividend Growth Pool Series F	N/A	1.06	14.912	0.123	17.062	7.317	N/A
FID6885	Fidelity Investments	Fidelity Insights Systematic Currency Hgd Fd F	N/A	1.22	16.561	0.071	23.528	4.645	N/A
ATL2492	Renaissance Investments	Renaissance U.S. Equity Income Fund F	N/A	0.8	9.496	0.192	6.344	7.981	6.588
FID683	Fidelity Investments	Fidelity American Disciplined Equity Fund F	N/A	1.07	14.224	0.182	22.329	10.237	10.692
NBC5090	NB Investments	NBI SmartData U.S. Equity Fund FH Series	N/A	1.02	17.389	0.134	19.42	8.721	7.58
CIG80869	CI Investments Inc.	United US Equity Value Corporate Class FT8	N/A	1.25	15.53	0.141	14.416	8.57	6.01
CCM9739	IA Clarington	IA Clarington U.S. Dividend Growth Fund Series FX	N/A	0.62	N/A	N/A	13.371	N/A	N/A
ATL1362	Renaissance Investments	Renaissance U.S. Equity Income Fund FHT6	N/A	0.81	13.39	0.122	7.256	6.794	4.754

Peer Group Details

Peer Group compared Securities continued...

* Recommended product (highlighted) vs. rest of the Peer Group

Code	Manufacturer	Name	Peer Rating	MER	Risk	Sharpe Ratio	1Yr Return	3Yr Return	5Yr Return
DFA223	Dimensional	DFA U.S. Vector Equity Fund Class F	7	0.35	15.042	0.248	15.195	14.574	6.757
VIC300	Vanguard Investments Canada	Vanguard Windsor U.S. Value Fund Series F	N/A	0.56	14.623	0.287	15.26	16.489	9.427
FID1999	Fidelity Investments	Fidelity U.S. Dividend Private Pool Series F5	N/A	1.07	11.633	0.24	11.708	11.398	7.945
FID2642	Fidelity Investments	Fidelity American Equity Currency Neutral CI F8	N/A	1.17	16.621	0.092	13.121	5.91	5.372
RBF5737	RBC Global Asset Mgmt Inc.	RBC U.S. Index Fund Series F	N/A	0.21	13.823	0.19	19.053	10.441	10.556
FID1857	Fidelity Investments	Fidelity U.S. Equity Currency Neutral Priv PI F8	N/A	1.11	18.084	0.125	23.085	8.34	8.135
MFC8569	Mackenzie Financial Corp	Mackenzie Bluewater US Growth Fd PWFB	N/A	1.04	16.354	0.102	16.02	6.49	10.118
DYN3641	Dynamic Funds	Dynamic American Fund Series F	N/A	1.2	12.103	-0.089	5.557	-2.619	3.684
AGF1452	AGF Investments Inc.	AGF American Growth Fund Series W	N/A	0	15.793	0.178	11.558	10.851	N/A
SUNF8405	SLGI Asset Management Inc.	Sun Life MFS U.S. Growth Fund Series F8	N/A	1.01	17.372	0.047	22.644	3.189	9.66
RBF921	RBC Global Asset Mgmt Inc.	RBC U.S. Dividend Currency Neutral Fund F	N/A	0.76	16.267	0.145	15.466	9.084	7.219
PCA304A	SEI Investments Canada Company	SEI U.S. Large Company Equity Fund Class F	N/A	0.9	13.541	0.165	15.598	9.035	7.425
CIG17362	CI Investments Inc.	United US Equity Growth Corporate Class OF	N/A	1.87	18.5	0.046	22.563	3.139	8.793
RBF5460	Phillips, Hager & North	PH&N U.S. Dividend Income Fund Series F	N/A	0.77	12.146	0.211	14.665	10.441	9.36
MMF3955	Manulife Investment Management	Manulife U.S. Dividend Income Fund Series FT6	N/A	1.11	15.645	0.081	10.007	5.121	9.128
FID634	Fidelity Investments	Fidelity U.S. Focused Stock Fund Series F	N/A	1.09	15.86	0.093	19.827	5.876	10.893
ATL3281	Renaissance Investments	Renaissance U.S. Equity Income Fund FH-Premium	N/A	0.75	13.433	0.116	7.166	6.544	4.578
MFC6919	Mackenzie Financial Corp	Mackenzie US Dividend Fund Series PWFB5	N/A	1.07	11.454	0.182	9.306	8.744	5.51
ATL3677	Renaissance Investments	CIBC U.S. Equity Private Pool F-Prem	N/A	0.66	14.043	0.104	12.504	6.081	8.426
NBC5790	NB Investments	NBI SmartData U.S. Equity Fund F5 Series	N/A	1.01	13.714	0.182	17.868	9.997	9.496
CIG15122	CI Investments Inc.	CI U.S. Stock Selection Corporate Class EF	N/A	1.24	14.109	0.2	17.18	11.182	7.877
NBC4066	NB Investments	NBI U.S. High Conviction Equity Private Port F	N/A	0.68	14.109	0.218	22.345	12.155	13.713
CIG54056	CI Investments Inc.	CI U.S. Equity Currency Neut CI F	N/A	1.29	19.179	0.091	20.453	6.238	4.768
NBC4065	NB Investments	NBI U.S. Equity Private Portfolio F Series	N/A	0.69	14.185	0.27	24.267	15.05	16.023
MFC6614	Mackenzie Financial Corp	Mackenzie MD US Index Fund Series PWX	N/A	0.01	12.36	0.013	5.968	1.661	4.64
FID2640	Fidelity Investments	Fidelity American Equity Currency Neutral CI F	N/A	1.15	16.622	0.092	13.137	5.928	5.388
CIG80567	CI Investments Inc.	United US Equity Growth Corporate Class F	N/A	1.26	18.509	0.055	23.329	3.764	9.45

Peer Group Details

Peer Group compared Securities continued...

* Recommended product (highlighted) vs. rest of the Peer Group

Code	Manufacturer	Name	Peer Rating	MER	Risk	Sharpe Ratio	1Yr Return	3Yr Return	5Yr Return
DFA223	Dimensional	DFA U.S. Vector Equity Fund Class F	7	0.35	15.042	0.248	15.195	14.574	6.757
CGF453	Counsel Portfolio Services Inc	Counsel U.S. Value Series P	N/A	0.18	17.333	0.2	9.786	13.107	-0.256
MMF8696	Manulife Investment Management	Manulife Covered Call U.S. Equity Class Series F	N/A	1.22	10.575	0.183	15.393	8.266	7.966
DJT03840	Desjardins Funds	Desjardins American Equity Value Fund F Class	N/A	0.97	12.706	0.208	8.902	10.716	6.769
FID4090	Fidelity Investments	Fidelity U.S. High Dividend Index ETF Fund F	N/A	0.53	13.569	0.26	11.613	13.989	6.55
RBF20922	RBC Global Asset Mgmt Inc.	RBC Private U.S. Growth Equity Pool Series F	N/A	1.19	18.35	0.001	21.829	0.266	8.749
CIG921T8	CI Investments Inc.	CI U.S. Stock Selection Corporate Class FT8	N/A	1.35	14.108	0.198	17.039	11.061	7.761
FID1614	Fidelity Investments	Fidelity U.S. All Cap Class Series F5	N/A	1.1	15.587	0.249	17.17	15.03	7.903
FID6887	Fidelity Investments	Fidelity Insights Systematic Currency Hgd Fd F8	N/A	1.17	16.564	0.072	23.517	4.673	N/A
FID7697	Fidelity Investments	Fidelity SmartHedge U.S. Equity Fd F	N/A	N/A	N/A	N/A	N/A	N/A	N/A
FID1536	Fidelity Investments	Fidelity U.S. All Cap Fund Series F8	N/A	1.06	15.58	0.249	17.193	15.074	7.943
SUN1412	SLGI Asset Management Inc.	Sun Life MFS U.S. Value Fund Series FH	N/A	1.07	16.197	0.122	10.03	7.665	4.793
CIG423T5	CI Investments Inc.	CI U.S. Equity Class Series FT5	N/A	1.28	N/A	N/A	19.358	N/A	N/A
FID6847	Fidelity Investments	Fidelity U.S. Dividend Systematic Cur Hgd Fd F8	N/A	1.27	13.79	0.184	11.326	10.14	N/A
CCM4775	IA Clarington	IA Clarington U.S. Equity Class Series EFX	N/A	1.1	12.474	0.328	15.173	16.372	N/A
MFC8177	Mackenzie Financial Corp	Mackenzie US All Cap Growth Fund Series PWX8	N/A	0	N/A	N/A	26.173	N/A	N/A
TML3911	Franklin Templeton Investments	Franklin U.S. Rising Dividends Fund Series FT	N/A	0.99	13.302	0.174	13.531	9.367	9.579
MMF8649	Manulife Investment Management	Manulife U.S. Dividend Income Class Series F	N/A	1.11	15.692	0.081	10.036	5.121	9.031
CIG19310	CI Investments Inc.	United US Equity Value Pool Class OF	N/A	1.82	15.649	0.138	13.973	8.44	5.632
NBC7704	NB Investments	Meritage American Equity Portfolio - F	N/A	1.35	13.42	0.145	14.913	7.99	7.857
FID1613	Fidelity Investments	Fidelity U.S. All Cap Class Series F	N/A	1.12	15.59	0.249	17.152	15.029	7.904
CIG17360	CI Investments Inc.	United US Equity Value Corporate Class OF	N/A	1.91	15.521	0.129	13.672	7.865	5.309
FID6522	Fidelity Investments	Fidelity U.S. Low Volatility Index ETF Fund F	N/A	0.53	11.659	0.157	10.516	7.748	N/A
FID1780	Fidelity Investments	Fidelity American Disciplined Equity Class F5	N/A	1.11	14.233	0.181	22.312	10.192	10.651
TDB2965	TD Asset Management Inc.	TD U.S. Shareholder Yield Fund - F Series	N/A	0.89	11.466	0.2	9.654	9.531	6.77
FID6684	Fidelity Investments	Fidelity Women's Leadership Fund Series F5	N/A	1.05	15.479	0.094	15.396	5.88	N/A
MFC6880	Mackenzie Financial Corp	Mackenzie MD US Index Fund Series PWFB	N/A	0.69	12.354	-0.003	5.243	0.968	3.918

Peer Group Details

Peer Group compared Securities continued...

* Recommended product (highlighted) vs. rest of the Peer Group

Code	Manufacturer	Name	Peer Rating	MER	Risk	Sharpe Ratio	1Yr Return	3Yr Return	5Yr Return
DFA223	Dimensional	DFA U.S. Vector Equity Fund Class F	7	0.35	15.042	0.248	15.195	14.574	6.757
SUN456	SLGI Asset Management Inc.	Sun Life MFS U.S. Equity Fund Series F	N/A	1.05	N/A	N/A	N/A	N/A	N/A
RBF528	RBC Global Asset Mgmt Inc.	RBC QUBE Low Volatility U.S. Equity Fund FT5	N/A	0.74	10.957	0.177	11.528	8.253	7.447
FID9612	Fidelity Investments	Fidelity U.S. Equity Private Pool Series F	N/A	1.07	14.252	0.181	22.259	10.193	10.681
RBF673	RBC Global Asset Mgmt Inc.	RBC U.S. Equity Value Fund Series F	N/A	0.77	11.616	0.242	19.444	11.476	10.1
CIG15426	CI Investments Inc.	CI U.S. Equity Class Series EFT8	N/A	1.1	N/A	N/A	19.562	N/A	N/A
FRC514	Russell Investments	Russell Investments Multi-Factor US Equity Pool F	N/A	0.53	13.472	0.2	18.008	10.777	9.109
FID6739	Fidelity Investments	Fidelity Women's Leadership System Cur Hgd Fd F5	N/A	1.06	17.467	0.07	15.142	4.675	N/A
RBF5615	RBC Global Asset Mgmt Inc.	RBC U.S. Equity Fund Series FT5	N/A	0.75	12.86	0.177	16.511	9.251	9.441
MFC6491	Mackenzie Financial Corp	Mackenzie US Dividend Fund Series PWX	N/A	0	11.465	0.208	10.418	9.874	6.471
AIM57207	Invesco Canada Ltd.	Invesco FTSE RAFI U.S. ETF Fund Ser F	N/A	0.56	18.24	0.189	16.421	12.899	6.559
FID6867	Fidelity Investments	Fidelity U.S. Focused Stock System Cur Hgd Fd F8	N/A	1.21	17.597	0.069	19.552	4.605	N/A
RBF5380	Phillips, Hager & North	PH&N U.S. Multi-Style All-Cap Equity Fund Series F	N/A	0.78	13.314	0.194	19.425	10.37	9.048
CIG15726	CI Investments Inc.	CI U.S. Equity Class Series EFT5	N/A	1.19	N/A	N/A	19.496	N/A	N/A
RBF20920	RBC Global Asset Mgmt Inc.	RBC Private U.S. Large-Cap Value Equity Pool F	N/A	1.18	11.534	0.192	7.709	9.215	6.447
CIG15172	CI Investments Inc.	CI U.S. Stock Selection Fund Series EF	N/A	1.24	14.114	0.213	17.838	11.85	8.518
MFC8565	Mackenzie Financial Corp	Mackenzie Bluewater US Growth Fd FB5	N/A	1.45	16.349	0.095	15.568	6.081	9.734
TML5128	Franklin Templeton Investments	Franklin U.S. Rising Dividends Fund Series FT	N/A	0.99	13.302	0.174	13.531	9.367	9.579
DFA445	Dimensional	DFA U.S. Core Equity Fund Class F (H)	N/A	0.25	18.07	0.151	18.095	10.124	6.696
FID4098	Fidelity Investments	Fidelity U.S. Dividend Rising Rates Idx ETF Fd F	N/A	0.54	12.919	0.207	15.452	10.782	7.73
DYN3185	Dynamic Funds	Dynamic U.S. Equity Income Fund Series FN	N/A	1.11	16.384	0.116	13.745	7.356	5.655
SUN405	SLGI Asset Management Inc.	Sun Life MFS U.S. Growth Fund Series F	N/A	1.06	17.372	0.046	22.58	3.14	9.603
TDB3173	TD Asset Management Inc.	TD U.S. Quantitative Equity Fund - F-Series	N/A	0.88	13.042	0.248	17.095	12.897	12.062
FID6683	Fidelity Investments	Fidelity Women's Leadership Fund Series F	N/A	1.12	15.48	0.094	15.32	5.852	N/A
TML5832	Franklin Templeton Investments	Franklin U.S. Rising Dividends Fund Series F Hed	N/A	1	17.082	0.112	14.187	7.297	N/A
CIG15162	CI Investments Inc.	CI U.S. Dividend Fund Class EF	N/A	1.23	12.289	0.215	10.101	10.737	7.082
TDB2285	TD Asset Management Inc.	TD U.S. Large-Cap Value Class - F Series	N/A	0.9	12.59	0.266	14.475	13.401	9.533

Peer Group Details

Peer Group compared Securities continued...

* Recommended product (highlighted) vs. rest of the Peer Group

Code	Manufacturer	Name	Peer Rating	MER	Risk	Sharpe Ratio	1Yr Return	3Yr Return	5Yr Return
DFA223	Dimensional	DFA U.S. Vector Equity Fund Class F	7	0.35	15.042	0.248	15.195	14.574	6.757
TDB2825	TD Asset Management Inc.	TD U.S. Low Volatility Fund - F Series	N/A	0.89	11.07	0.105	-0.116	5.38	4.21
CCM3242	IA Clarington	IA Clarington Thematic Innovation Class Ser EF	N/A	1.05	14.409	0.096	14.656	5.748	5.147
BMO95215	BMO Investments Inc.	BMO Multi-Factor Equity Fund Series F	N/A	0.74	13.277	0.216	16.496	11.48	10.343
FID6507	Fidelity Investments	Fidelity U.S. Focused Stock Fund Series F8	N/A	1.08	15.859	0.093	19.83	5.881	N/A
AGF854	AGF Investments Inc.	AGF American Growth Class Series F	N/A	1.2	15.743	0.159	9.557	9.713	11.166
FID9812	Fidelity Investments	Fidelity U.S. Equity Private Pool Series F8	N/A	1.07	14.252	0.181	22.264	10.192	10.685
ATL3676	Renaissance Investments	CIBC U.S. Equity Private Pool NH-Prem T6	N/A	0.69	17.856	0.044	11.644	3.054	4.548
MFC8552	Mackenzie Financial Corp	Mackenzie Bluewater US Growth Fd F	N/A	1.05	16.352	0.102	16.006	6.465	10.088
CIG15422	CI Investments Inc.	CI U.S. Stock Selection Corporate Class EFT8	N/A	1.21	14.109	0.201	17.207	11.209	7.902
FID6865	Fidelity Investments	Fidelity U.S. Focused Stock System Cur Hgd Fd F	N/A	1.19	17.597	0.069	19.569	4.621	N/A
ATL3680	Renaissance Investments	CIBC U.S. Equity Private Pool FH-Prem	N/A	0.68	17.864	0.062	12.841	4.19	5.926
MMF9332	Manulife Investment Management	Manulife U.S. Dividend Income Class Series FT6	N/A	1.11	15.691	0.081	10.028	5.111	9.012
FID1500	Fidelity Investments	Fidelity U.S. All Cap Fund Series F	N/A	1.09	15.581	0.249	17.157	15.048	7.923
FID6846	Fidelity Investments	Fidelity U.S. Dividend Systematic Cur Hgd Fd F5	N/A	1.2	13.792	0.184	11.338	10.148	N/A
CIG15060	CI Investments Inc.	CI Synergy American Fund Class EF	N/A	1.24	13.767	0.122	17.967	6.923	8.773
CIG15028	CI Investments Inc.	CI U.S. Equity Class Series EF	N/A	1.18	15.284	0.144	19.468	8.624	N/A
CIG15078	CI Investments Inc.	CI U.S. Equity Fund Series EF	N/A	1.14	15.348	0.145	19.539	8.721	N/A
MFC8175	Mackenzie Financial Corp	Mackenzie US All Cap Growth Fund Series F5	N/A	1.04	N/A	N/A	24.89	N/A	N/A
CIG80870	CI Investments Inc.	United US Equity Value Currency Hedged Crp CI FT8	N/A	1.25	17.623	0.114	14.022	7.532	4.708
AIM697	Invesco Canada Ltd.	Invesco American Franchise Class Series F	N/A	1.04	16.636	0.048	24.406	3.257	6.971
FID6886	Fidelity Investments	Fidelity Insights Systematic Currency Hgd Fd F5	N/A	1.2	16.561	0.071	23.526	4.65	N/A
CIG933T8	CI Investments Inc.	CI U.S. Equity Class Series FT8	N/A	1.29	N/A	N/A	19.394	N/A	N/A
BMO68723	BMO Investments Inc.	BMO U.S. Equity Fund Series F	N/A	0.83	12.898	0.206	17.635	10.71	8.198
FID2316	Fidelity Investments	Fidelity American Equity Class Series F	N/A	1.11	12.979	0.136	12.279	7.342	7.583
FID6798	Fidelity Investments	Fidelity American Equity Systematic Cur Hg Fd F5	N/A	1.09	15.173	0.1	12.119	6.136	N/A
SUN1411	SLGI Asset Management Inc.	Sun Life MFS U.S. Growth Fund Series FH	N/A	1.09	20.03	0.025	23.514	1.591	7.19

Peer Group Details

Peer Group compared Securities continued...

* Recommended product (highlighted) vs. rest of the Peer Group

Code	Manufacturer	Name	Peer Rating	MER	Risk	Sharpe Ratio	1Yr Return	3Yr Return	5Yr Return
DFA223	Dimensional	DFA U.S. Vector Equity Fund Class F	7	0.35	15.042	0.248	15.195	14.574	6.757
ATL3678	Renaissance Investments	CIBC U.S. Equity Private Pool F-Prem T4	N/A	0.69	14.127	0.1	12.24	5.893	8.296
NWT533	NEI	NEI U.S. Dividend Fund Series F	N/A	1.3	11.424	0.148	0.561	7.285	3.528
DYN3922	Dynamic Funds	Dynamic U.S. Equity Private Pool Class Series F	N/A	1.01	14.458	0.008	6.011	1.221	6.673
CIB316	CIBC Asset Management	CIBC U.S. Index Fund Class F-Premium	N/A	0.24	N/A	N/A	N/A	N/A	N/A
MFC5051	Mackenzie Financial Corp	Mackenzie MD US Index Fund Series FB5	N/A	0.79	12.351	-0.003	5.231	0.94	3.888
DYN249	Dynamic Funds	Dynamic American Fund Series F	N/A	1.2	12.103	-0.089	5.557	-2.619	3.684
CIG54037	CI Investments Inc.	CI U.S. Equity Class Series F	N/A	1.26	15.285	0.142	19.389	8.532	7.381
CIB277	CIBC Asset Management	CIBC U.S. Equity Fund Class F	N/A	0.7	13.422	0.125	11.609	6.981	N/A
MFC8566	Mackenzie Financial Corp	Mackenzie Bluewater US Growth Fd PWX	N/A	0	16.368	0.12	17.228	7.59	11.169
CIG15722	CI Investments Inc.	CI U.S. Stock Selection Corporate Class EFT5	N/A	1.24	14.114	0.198	16.916	11.045	7.798
CCM1535	IA Clarington	IA Clarington U.S. Dividend Growth Fund F6	N/A	0.78	11.679	0.193	13.183	9.365	7.308
TML3973	Franklin Templeton Investments	Franklin ActiveQuant U.S. Fund Series F	N/A	1.03	12.292	0.159	9.517	8.158	6.194
MFC5814	Mackenzie Financial Corp	Mackenzie US Dividend Fund Series PWX8	N/A	0	11.465	0.208	10.421	9.875	N/A
MMF4643	Manulife Investment Management	Manulife U.S. Opportunities Fund Series F	N/A	1.21	13.652	0.192	20.368	10.448	10.188
CIG107	CI Investments Inc.	CI Synergy American Fund Class F	N/A	1.34	13.764	0.12	17.905	6.818	8.638
FID1616	Fidelity Investments	Fidelity U.S. All Cap Class Series F8	N/A	1.13	15.588	0.248	17.13	15.012	7.886
CIB315	CIBC Asset Management	CIBC U.S. Broad Market Index Fund CI F-Premium	N/A	0.25	14.179	0.161	17.313	9.089	9.516
CCM4759	IA Clarington	IA Clarington U.S. Equity Class Series F6	N/A	1.12	12.473	0.328	15.16	16.358	8.362
MMF1066	Manulife Investment Management	Manulife U.S. Opportunities Fund Series FT6	N/A	1.25	13.653	0.191	20.321	10.409	10.152
CIG80589	CI Investments Inc.	United US Equity Value Pool Class F	N/A	1.25	15.657	0.15	14.7	9.099	6.28
RBF615	RBC Global Asset Mgmt Inc.	RBC U.S. Equity Fund Series F	N/A	0.78	12.86	0.176	16.485	9.23	9.424
RBF507	RBC Global Asset Mgmt Inc.	RBC QUBE Low Volatility U.S. Equity Cur Neu Fd FT5	N/A	0.74	14.539	0.115	12.534	6.786	5.231
FID5495	Fidelity Investments	Fidelity Insights Class Series F5	N/A	1.08	14.911	0.098	23.861	5.92	9.765
FID1533	Fidelity Investments	Fidelity U.S. All Cap Fund Series F5	N/A	1.11	15.581	0.249	17.136	15.028	7.909
FRC4056	Russell Investments	Russell Investments Tax-Managed US Equ CI C\$HgdF	N/A	1.35	17.702	0.084	19.324	5.563	2.845
FID2317	Fidelity Investments	Fidelity American Equity Class Series F5	N/A	1.1	12.979	0.136	12.288	7.348	7.587

Peer Group Details

Peer Group compared Securities continued...

* Recommended product (highlighted) vs. rest of the Peer Group

Code	Manufacturer	Name	Peer Rating	MER	Risk	Sharpe Ratio	1Yr Return	3Yr Return	5Yr Return
DFA223	Dimensional	DFA U.S. Vector Equity Fund Class F	7	0.35	15.042	0.248	15.195	14.574	6.757
RBF20940	RBC Global Asset Mgmt Inc.	RBC Private U.S. Large-Cap Core Equity Pool F	N/A	0.76	13.021	0.186	20.124	9.784	10.353
FID1997	Fidelity Investments	Fidelity U.S. Dividend Private Pool Series F	N/A	1.05	11.632	0.24	11.7	11.412	7.965
CIG80569	CI Investments Inc.	United US Equity Value Corporate Class F	N/A	1.26	15.52	0.141	14.438	8.552	5.99
NWT8963	NEI	NEI U.S. Equity RS Fund Series PF	N/A	0.94	11.194	0.218	18.722	10.085	N/A
CIG5937	CI Investments Inc.	CI Select U.S. Equity Managed Corporate Class V	N/A	1.18	15.186	0.111	17.252	6.732	5.808
FID2577	Fidelity Investments	Fidelity U.S. Focused Stock Currency Neut CI F5	N/A	1.16	18.969	0.062	20.695	4.176	8.489
FID1178	Fidelity Investments	Fidelity U.S. Dividend Currency Neutral Fund F8	N/A	1.16	15.583	0.164	12.238	9.956	5.778
FID5532	Fidelity Investments	Fidelity Insights Currency Neutral Class F	N/A	1.13	17.802	0.066	24.711	4.431	7.523
FID6740	Fidelity Investments	Fidelity Women's Leadership System Cur Hgd Fd F8	N/A	1.03	17.468	0.071	15.241	4.72	N/A
NBC743	NB Investments	NBI U.S. Equity Fund F Series	N/A	0.99	14.104	0.211	21.845	11.753	13.315
FID2576	Fidelity Investments	Fidelity U.S. Focused Stock Currency Neut CI F	N/A	1.15	18.97	0.062	20.702	4.178	8.478
MFC5049	Mackenzie Financial Corp	Mackenzie MD US Index Fund Series F5	N/A	0.68	12.354	-0.002	5.263	0.982	3.921
PCA8305	SEI Investments Canada Company	SEI U.S. Large Company Equity Fund Class F(H)	N/A	0.9	17.494	0.115	16.307	7.553	5.213
CIG421T5	CI Investments Inc.	CI U.S. Stock Selection Corporate Class FT5	N/A	1.38	14.107	0.197	17.018	11.024	7.711
MFC6918	Mackenzie Financial Corp	Mackenzie US Dividend Fund Series PWFB	N/A	1.08	11.454	0.181	9.243	8.702	5.373
DYN3173	Dynamic Funds	Dynamic U.S. Equity Income Fund Series F	N/A	1.11	13.072	0.171	13.252	9.078	7.61
BMO95723	BMO Investments Inc.	BMO U.S. Equity Fund Series F	N/A	0.83	12.898	0.206	17.635	10.71	8.198
CIG15010	CI Investments Inc.	CI Synergy American Corporate Class EF	N/A	1.24	13.843	0.105	17.657	6.063	8.177
CGF707	Counsel Portfolio Services Inc	Counsel U.S. Growth Series F	N/A	1.21	17.678	0.054	23.994	3.66	11.037
CCM4756	IA Clarington	IA Clarington U.S. Equity Class Series F	N/A	1.11	12.47	0.328	15.209	16.378	8.378
RBF2344	RBC Global Asset Mgmt Inc.	RBC U.S. Equity Fund Series FZ	N/A	0.75	N/A	N/A	16.51	N/A	N/A
DYN3810	Dynamic Funds	Dynamic American Class Series FT	N/A	1.25	N/A	N/A	5.397	N/A	N/A
SUN468	SLGI Asset Management Inc.	Sun Life MFS U.S. Mid Cap Growth Fund Series F	N/A	1.11	N/A	N/A	12.602	N/A	N/A
CIF827	Capital Intl Asset Mgmt Canada	Capital Group U.S. Equity Fund (Canada) Ser F	N/A	0.8	12.382	0.202	23.111	10.18	7.732
ATL3675	Renaissance Investments	CIBC U.S. Equity Private Pool NH-Prem T4	N/A	0.69	17.892	0.042	11.55	2.889	4.93
FID5533	Fidelity Investments	Fidelity Insights Currency Neutral Class F5	N/A	1.15	17.804	0.066	24.709	4.406	7.499

Peer Group Details

Peer Group compared Securities continued...

* Recommended product (highlighted) vs. rest of the Peer Group

Code	Manufacturer	Name	Peer Rating	MER	Risk	Sharpe Ratio	1Yr Return	3Yr Return	5Yr Return
DFA223	Dimensional	DFA U.S. Vector Equity Fund Class F	7	0.35	15.042	0.248	15.195	14.574	6.757
FID1757	Fidelity Investments	Fidelity U.S. Equity Currency Neutral Priv Pl F5	N/A	1.12	18.084	0.125	23.068	8.328	8.124
CIG927T8	CI Investments Inc.	CI Synergy American Corporate Class FT8	N/A	1.37	13.847	0.102	17.548	5.913	8.031
CIG80590	CI Investments Inc.	United US Equity Alpha Pool (Class F units)	N/A	1.24	14.404	0.155	17.335	8.908	N/A
ATL3671	Renaissance Investments	CIBC U.S. Equity Private Pool N-Prem	N/A	0.69	14.09	0.097	12.035	5.734	8.024
CCM3600	IA Clarington	IA Clarington U.S. Equity Currency Neut Fd Ser F6	N/A	1.09	16.617	0.243	16.962	15.493	6.889
BMO68766	BMO Investments Inc.	BMO Covered Call U.S. High Dividend ETF Fund F	N/A	0.73	12.262	0.215	12.828	10.746	6.714
CIG4937	CI Investments Inc.	CI Select U.S. Equity Managed Corporate Class Y	N/A	1.19	15.163	0.11	17.24	6.689	5.782
TML3974	Franklin Templeton Investments	Franklin ActiveQuant U.S. Fund Series PF	N/A	0.78	12.292	0.166	9.784	8.456	6.486
CIG15102	CI Investments Inc.	CI Select U.S. Equity Managed Corporate Class EF	N/A	1.22	15.185	0.11	17.199	6.688	5.771