

# Advisor Rationale for Recommendations

**Date:** October 30, 2023  
**Investor:** First Capital Financial  
**Advisor:** Martin Weiler  
**Product:** Mutual Fund  
**Product Name:** DFA Global 70EQ-30FI Portfolio - Class F  
**Client ID:**  
**Account Number:**

## Processes Covered to Explain Security

Dimensional's Global Balanced 70eq/30fi offers client's a low-cost, lower risk option to invest in global securities (stocks and bonds). The fund has outperformed over 3 and 5 year periods.

## Reasons Investor Selected Security

Lower volatility, lower cost, higher performance. Tax efficiencies through the equity component of the portfolio.

According to the Advisor, these are the reasons this Mutual Fund was chosen:

- Lower Fees vs. Peers
- Performance vs. Peers
- Favorable Volatility Profile vs, Peers
- Supports Portfolio Diversification Goals
- Fund Manager Track Record and Tenure
- Supports Overall Portfolio Strategy
- Tax Efficiency

# RELATIVE PERFORMANCE

DFA Global 70EQ-30FI Portfolio - Class F




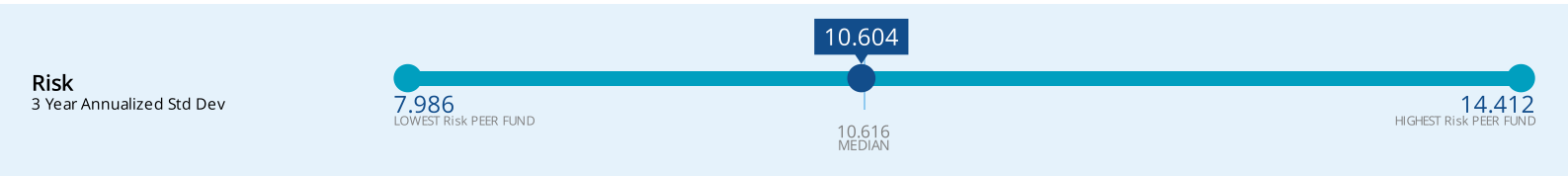



**WORLD SOURCE**  
FINANCIAL MANAGEMENT INC.

## PEER GROUP DEFINITION

There are 367 of 28,825 matching securities of type Mutual Fund.

SECURITY TYPE	CATEGORY	RISK RATING	LOAD TYPE	SHARE CLASS	CURRENCY
Mutual Fund	Global Equity Balanced	Low to Medium	NoLoad	Fee Based Advice	CAD



# Peer Group Details

## PEER GROUP DEFINITION

There are 367 of 28,825 matching securities of type Mutual Fund.

SECURITY TYPE	CATEGORY	RISK RATING	LOAD TYPE	SHARE CLASS	CURRENCY
Mutual Fund	Global Equity Balanced	Low to Medium	NoLoad	Fee Based Advice	CAD

\* Recommended product (highlighted) vs. rest of the Peer Group

Code	Manufacturer	Name	Peer Rating	MER	Risk	Sharpe Ratio	1Yr Return	3Yr Return	5Yr Return
<b>DFA835</b>	<b>Dimensional</b>	<b>DFA Global 70EQ-30FI Portfolio - Class F</b>	<b>8</b>	<b>0.35</b>	<b>10.604</b>	<b>0.158</b>	<b>12.151</b>	<b>7.319</b>	<b>4.821</b>
CIG15591	CI Investments Inc.	CI Portfolio Series Balanced Growth Fd CI EFT8	N/A	1.13	10.071	0.095	10.804	4.742	4.639
CCM8944	IA Clarington	IA Clarington Inhance High Growth SRI Port F	N/A	1.18	N/A	N/A	6.246	N/A	N/A
MFC9281	Mackenzie Financial Corp	Mackenzie Monthly Income Growth Portfolio Ser F	N/A	0.97	N/A	N/A	9.814	N/A	N/A
DYN3813	Dynamic Funds	Dynamic Diversified Inflation Focused Fund Ser FT	N/A	1.12	N/A	N/A	2.178	N/A	N/A
CIG54451	CI Investments Inc.	CI Growth and Income Personal Portfolio Series FT4	N/A	1.23	10.803	0.055	9.141	3.37	3.954
NBC9725	NB Investments	NBI Growth Portfolio Series F	N/A	1.57	N/A	N/A	12.506	N/A	N/A
AGF1440	AGF Investments Inc.	AGF Global Strategic Income Fund Series W	N/A	0.1	9.737	0.131	5.24	5.936	5.358
CIG15891	CI Investments Inc.	CI Portfolio Series Balanced Growth Fd CI EFT5	N/A	1.13	10.067	0.095	10.81	4.723	4.616
MFC5466	Mackenzie Financial Corp	Mackenzie Growth ETF Portfolio Series F5	N/A	0.64	N/A	N/A	N/A	N/A	N/A
CIG910T8	CI Investments Inc.	CI Portfolio Series Balanced Growth Fd CI FT8	N/A	1.34	10.063	0.088	10.563	4.487	4.356
FID2625	Fidelity Investments	Fidelity Growth Portfolio Series F5	N/A	1.18	10.472	0.128	11.716	6.102	7.09
SUN85453	SLGI Asset Management Inc.	Sun Life Granite Growth Class Series FT8	N/A	1.1	10.947	0.052	9.339	3.276	3.835
ATL819	Renaissance Investments	Axiom Foreign Growth Portfolio Class FT6	N/A	1.12	12.049	0.058	13.483	3.616	5.111
DYN5223	Dynamic Funds	Marquis Growth Portfolio Series F	N/A	1.31	10.875	-0.004	7.469	1.115	3.295
CIG15590	CI Investments Inc.	CI Portfolio Series Balanced Fd CI EFT8	N/A	1.13	8.878	0.064	8.29	3.442	3.932
DYN497	Dynamic Funds	Marquis Institutional Balanced Growth Portfolio V	N/A	0.24	10.512	-0.003	7.553	1.164	4.266
DJT06234	Desjardins Funds	Chorus II Aggressive Growth Portfolio O Class	N/A	0.9	10.616	0.025	9.323	2.198	4.116
SUN9918	SLGI Asset Management Inc.	Sun Life MFS Balanced Growth Fund Series FX	N/A	N/A	N/A	N/A	N/A	N/A	N/A
FID2962	Fidelity Investments	Fidelity American Balanced Fund Series F5	N/A	1.14	7.987	0.127	12.186	5.125	5.839
DJT03995	Desjardins Funds	Wise Maximum Growth ETF Portfolio F	N/A	0.63	10.739	0.078	11.281	4.241	N/A
CGF215	Counsel Portfolio Services Inc	Counsel Growth Portfolio Series PWI	N/A	1.17	11.037	0.081	10.411	4.402	3.033
DYN2476	Dynamic Funds	Dynamic U.S. Strategic Yield Fund Series F	N/A	1.05	9.881	0.129	9.75	5.918	5.558
MFC5944	Mackenzie Financial Corp	Mackenzie Bluewater Glb Growth Bal Fund FB	N/A	1.22	12.444	-0.008	10.241	0.734	N/A
CIG4163	CI Investments Inc.	CI Mosaic Balanced Growth ETF Portfolio Class F	N/A	0.79	9.732	0.11	10.119	5.175	N/A
CIG15724	CI Investments Inc.	CI Global Balanced Corporate CI EFT5	N/A	1.13	8.985	0.102	9.476	4.707	3.819
EDG680	EdgePoint Wealth Management	EdgePoint Global Growth & Income Portfolio F	N/A	0.88	10.535	0.192	14.255	8.621	4.102

# Peer Group Details

## Peer Group compared Securities continued...

\* Recommended product (highlighted) vs. rest of the Peer Group

Code	Manufacturer	Name	Peer Rating	MER	Risk	Sharpe Ratio	1Yr Return	3Yr Return	5Yr Return
<b>DFA835</b>	<b>Dimensional</b>	<b>DFA Global 70EQ-30FI Portfolio - Class F</b>	<b>8</b>	<b>0.35</b>	<b>10.604</b>	<b>0.158</b>	<b>12.151</b>	<b>7.319</b>	<b>4.821</b>
ATL832	Renaissance Investments	Axiom Global Growth Portfolio Class FT6	N/A	1.15	11.051	0.055	10.315	3.371	4.437
MMF4802	Manulife Investment Management	Manulife Diversified Investment Fund Series I	N/A	0.14	9.391	0.003	8.358	1.503	4.577
BMO14704	BMO Investments Inc.	BMO Growth ETF Portfolio - Series F2	N/A	0.61	10.913	0.088	11.631	4.648	5.015
CCM8667	IA Clarington	IA Wealth High Growth Portfolio Series F5	N/A	1.11	10.289	0.104	9.742	5.136	3.32
MFC9289	Mackenzie Financial Corp	Mackenzie Monthly Income Growth Portfolio Ser PWX8	N/A	0.03	N/A	N/A	10.838	N/A	N/A
CIB180	CIBC Asset Management	CIBC Managed Balanced Growth Portfolio Class F	N/A	1.29	9.826	0.046	9.424	2.944	N/A
CIB252	CIBC Asset Management	CIBC Smart Growth Solution Series F	N/A	0.82	10.643	0.084	13.365	4.47	N/A
FRC560	Russell Investments	Russell Investments Multi-Factor Gbl Balanc F	N/A	0.85	9.712	0.062	8.917	3.489	N/A
EDG6801	EdgePoint Wealth Management	EdgePoint Global Growth & Income Portfolio F(N)	N/A	0.81	10.535	0.194	14.323	8.679	4.166
NBC8735	NB Investments	Meritage Global Growth Plus Portfolio F5	N/A	1.32	11.702	0.086	10.81	4.748	4.413
FID3558	Fidelity Investments	Fidelity American Balanced Currency Neut Fd F5	N/A	1.22	11.008	0.094	13.52	4.911	4.523
SUN3400	SLGI Asset Management Inc.	Sun Life Tactical Growth ETF Portfolio Series F	N/A	0.74	11.108	0.048	9.285	3.122	N/A
CGF723	Counsel Portfolio Services Inc	IPC Focus Growth Portfolio Series F	N/A	1.06	N/A	N/A	12.973	N/A	N/A
BMO67704	BMO Investments Inc.	BMO Growth ETF Portfolio - Series F6	N/A	0.61	10.915	0.088	11.629	4.647	5.011
DYN2678	Dynamic Funds	Dynamic Global Asset Allocation Class Series FT	N/A	1.13	8.449	-0.074	5.221	-0.7	N/A
EDG68041	EdgePoint Wealth Management	EdgePoint Global Growth & Inc Pt F(N)T4, non HST	N/A	0.7	N/A	N/A	14.316	N/A	N/A
DJT08228	Desjardins Funds	SocieTerra Maximum Growth Portfolio P6	N/A	0.95	N/A	N/A	8.294	N/A	N/A
FID3616	Fidelity Investments	Fidelity Global Growth Class Portfolio Ser F8	N/A	1.17	10.691	0.099	13.717	5.026	6.455
DYN278	Dynamic Funds	Marquis Balanced Growth Portfolio Series F	N/A	1.32	9.773	-0.041	6.171	-0.024	2.868
MFC5953	Mackenzie Financial Corp	Mackenzie Bluewater Glb Growth Bal Fund PWX8	N/A	0	12.458	0.021	11.583	1.97	N/A
BMO95275	BMO Investments Inc.	BMO Ascent Growth Portfolio Series F	N/A	0.76	10.864	0.07	9.851	3.946	3.747
MFC5945	Mackenzie Financial Corp	Mackenzie Bluewater Glb Growth Bal Fund FB5	N/A	1.23	12.445	-0.005	10.346	0.846	N/A
MFC5476	Mackenzie Financial Corp	Mackenzie Growth ETF Portfolio Series PWX	N/A	0.01	N/A	N/A	N/A	N/A	N/A
CIG15050	CI Investments Inc.	CI Portfolio Series Balanced Fd CI EF	N/A	1.12	8.879	0.063	8.351	3.433	3.93
TML5732	Franklin Templeton Investments	Franklin Growth ETF Portfolio Series FT	N/A	0.57	10.534	0.078	10.632	4.215	N/A
DYN519	Dynamic Funds	Marquis Institutional Growth Portfolio Series V	N/A	0.28	N/A	N/A	N/A	N/A	N/A

# Peer Group Details

## Peer Group compared Securities continued...

\* Recommended product (highlighted) vs. rest of the Peer Group

Code	Manufacturer	Name	Peer Rating	MER	Risk	Sharpe Ratio	1Yr Return	3Yr Return	5Yr Return
DFA835	Dimensional	DFA Global 70EQ-30FI Portfolio - Class F	8	0.35	10.604	0.158	12.151	7.319	4.821
DJT03834	Desjardins Funds	Chorus II Aggressive Growth Portfolio F Class	N/A	1.06	10.597	0.021	9.131	2.057	3.96
CIG497T5	CI Investments Inc.	CI Mosaic Balanced ETF Portfolio Class FT5	N/A	0.81	8.148	0.059	7.564	3.219	N/A
MMF4602	Manulife Investment Management	Manulife Diversified Investment Fund Series F	N/A	1.03	9.384	-0.024	7.397	0.602	3.644
CIG4602	CI Investments Inc.	CI Portfolio Series Growth Fd CI F	N/A	1.35	10.887	0.115	12.195	5.724	5.193
FID7146	Fidelity Investments	Fidelity Multi-Asset Innovation Fund F	N/A	1.04	N/A	N/A	13.556	N/A	N/A
FID2686	Fidelity Investments	Fidelity Global Growth Class Portfolio Ser F	N/A	1.16	10.69	0.099	13.732	5.026	6.453
CIG4573	CI Investments Inc.	CI Global Balanced Corporate CI F	N/A	1.35	8.982	0.095	9.235	4.477	3.581
DYN3839	Dynamic Funds	Marquis Institutional Growth Portfolio Series FT	N/A	1.1	N/A	N/A	8.384	N/A	N/A
MFC5941	Mackenzie Financial Corp	Mackenzie Bluewater Glb Growth Bal Fund F	N/A	1.01	12.446	-0.003	10.474	0.952	N/A
FID3615	Fidelity Investments	Fidelity Growth Class Portfolio Series F8	N/A	1.16	10.462	0.128	11.646	6.104	7.107
AIM5547	Invesco Canada Ltd.	Invesco Global Balanced Class Series F4	N/A	0.88	14.338	-0.095	21.328	-3.82	-4.408
MFC5950	Mackenzie Financial Corp	Mackenzie Bluewater Glb Growth Bal Fund PWFb	N/A	1.01	12.446	-0.003	10.476	0.951	N/A
RBF5717	RBC Global Asset Mgmt Inc.	RBC Global Growth Portfolio Series F	N/A	0.85	11.207	0.03	9.218	2.399	N/A
IGI1900	I.G. Investment Management	iProfile Portfolio - Global Equity Balanced Ser F	N/A	0.93	N/A	N/A	10.992	N/A	N/A
CIG15709	CI Investments Inc.	CI Select 40i60e Managed Portfolio Corp CI EFT5	N/A	1.05	9.143	0.063	9.283	3.477	3.427
DYN2683	Dynamic Funds	Dynamic Global Asset Allocation Class Series F	N/A	1.21	8.448	-0.077	5.139	-0.778	3.027
DYN1671	Dynamic Funds	Dynamic Global Asset Allocation Fund Series F	N/A	1.1	8.449	-0.074	5.238	-0.696	3.125
NWT8507	NEI	NEI Growth & Income Fund Series PF	N/A	1.11	11.607	0.007	5.109	1.475	N/A
DYN289	Dynamic Funds	Marquis Institutional Balanced Growth Portfolio F	N/A	1.1	10.503	-0.027	6.634	0.301	3.383
FID3626	Fidelity Investments	Fidelity Global Growth Class Portfolio Ser F5	N/A	1.15	10.691	0.099	13.751	5.033	6.453
MFC9283	Mackenzie Financial Corp	Mackenzie Monthly Income Growth Portfolio Ser FB	N/A	1.14	N/A	N/A	9.617	N/A	N/A
DYN2536	Dynamic Funds	Dynamic U.S. Balanced Class Series F	N/A	1.06	14.412	0.068	18.242	4.305	9.01
DJT03828	Desjardins Funds	SocieTerra Maximum Growth Portfolio F Class	N/A	1.12	11.746	0.01	8.113	1.582	4.675
CGF294	Counsel Portfolio Services Inc	IPC Essentials Growth Portfolio Series F	N/A	0.63	11.439	0.106	11.845	5.537	2.739
CIG903T8	CI Investments Inc.	CI Select 40i60e Managed Portfolio Corp CI FT8	N/A	1.22	9.141	0.058	9.095	3.309	1.606
EDG580	EdgePoint Wealth Management	EdgePoint Global Growth & Income Portfolio F	N/A	0.88	10.535	0.192	14.255	8.621	4.102

# Peer Group Details

## Peer Group compared Securities continued...

\* Recommended product (highlighted) vs. rest of the Peer Group

Code	Manufacturer	Name	Peer Rating	MER	Risk	Sharpe Ratio	1Yr Return	3Yr Return	5Yr Return
<b>DFA835</b>	<b>Dimensional</b>	<b>DFA Global 70EQ-30FI Portfolio - Class F</b>	<b>8</b>	<b>0.35</b>	<b>10.604</b>	<b>0.158</b>	<b>12.151</b>	<b>7.319</b>	<b>4.821</b>
DYN3819	Dynamic Funds	Dynamic Global Balanced Fund Series FT	N/A	1.13	N/A	N/A	18.166	N/A	N/A
MID801	Middlefield Group	Middlefield Income Plus Class Series F	N/A	0.98	11.31	0.259	6.246	11.933	6.907
DYN2891	Dynamic Funds	Marquis Balanced Growth Class Portfolio Series F	N/A	1.31	9.774	-0.042	6.221	-0.065	2.926
IGI1910	I.G. Investment Management	IG Climate Action Port - Glo Equ Bal Ser F	N/A	1.12	N/A	N/A	11.73	N/A	N/A
MFC5942	Mackenzie Financial Corp	Mackenzie Bluewater Glb Growth Bal Fund F5	N/A	0.99	12.447	-0.002	10.498	0.979	N/A
DYN2204	Dynamic Funds	Dynamic Global Asset Allocation Fund Series FT	N/A	1.09	8.45	-0.074	5.253	-0.683	3.148
BMO65704	BMO Investments Inc.	BMO Growth ETF Portfolio - Series F4	N/A	0.62	10.91	0.085	11.625	4.562	4.93
RBF656	RBC Global Asset Mgmt Inc.	RBC Global Growth & Income Fund Series FT5	N/A	0.93	10.661	-0.012	7.406	0.815	3.869
DYN1878	Dynamic Funds	DynamicEdge Growth Class Portfolio FT	N/A	1.22	11.068	-0.007	6.339	0.97	4.505
TML5726	Franklin Templeton Investments	Franklin Growth ETF Portfolio Series F	N/A	0.57	10.532	0.078	10.645	4.219	N/A
AGF1413	AGF Investments Inc.	AGF Elements Growth Portfolio Class Series W	N/A	0.12	9.85	0.13	11.495	5.944	5.331
CCM8666	IA Clarington	IA Wealth High Growth Portfolio Series F	N/A	1.11	10.29	0.105	9.758	5.166	3.355
TDB2291	TD Asset Management Inc.	TD Global Equity Income Balanced Pool Series F	N/A	0.91	N/A	N/A	5.668	N/A	N/A
BMO36484	BMO Investments Inc.	BMO SelectTrust Growth Portfolio Series F6	N/A	1.38	11.131	0.074	11.535	4.13	4.08
RBF4717	RBC Global Asset Mgmt Inc.	RBC Global Growth Portfolio Series FT5	N/A	0.85	N/A	N/A	9.227	N/A	N/A
CIF8223	Capital Intl Asset Mgmt Canada	Capital Group Capital Income Builder (Canada) FH	N/A	1.01	12.905	0.063	9.699	3.906	N/A
CIB188	CIBC Asset Management	CIBC Managed Balanced Growth Portfolio Class FT6	N/A	1.32	9.794	0.032	9.393	2.453	N/A
DYN525	Dynamic Funds	Marquis Growth Portfolio Series V	N/A	0.21	10.885	0.026	8.651	2.23	4.424
FID2615	Fidelity Investments	Fidelity Growth Portfolio Series F8	N/A	1.18	10.481	0.129	11.778	6.122	7.099
MMF1901	Manulife Investment Management	Manulife Diversified Investment Fund Series FT6	N/A	1.02	9.383	-0.024	7.408	0.613	3.662
CIG15141	CI Investments Inc.	CI Dividend Income and Growth Corporate Class EF	N/A	1.21	11.615	0.23	8.503	10.923	5.861
RBF5659	RBC Global Asset Mgmt Inc.	RBC Select Growth Portfolio Series FT5	N/A	1.02	10.612	0.078	10.49	4.22	5.163
CIG15110	CI Investments Inc.	CI Select 30i70e Managed Portfolio Corp CI EF	N/A	1.19	10.067	0.093	10.849	4.65	3.85
AGF1424	AGF Investments Inc.	AGF Global Growth Balanced Fund Series W	N/A	0.01	10.7	0.126	5.917	6.098	6.255
TML5731	Franklin Templeton Investments	Franklin Growth ETF Portfolio Series FT	N/A	0.57	10.534	0.078	10.632	4.215	N/A
AIM5557	Invesco Canada Ltd.	Invesco Global Balanced Class Series F6	N/A	0.81	14.342	-0.094	21.418	-3.792	-4.398

# Peer Group Details

## Peer Group compared Securities continued...

\* Recommended product (highlighted) vs. rest of the Peer Group

Code	Manufacturer	Name	Peer Rating	MER	Risk	Sharpe Ratio	1Yr Return	3Yr Return	5Yr Return
<b>DFA835</b>	<b>Dimensional</b>	<b>DFA Global 70EQ-30FI Portfolio - Class F</b>	<b>8</b>	<b>0.35</b>	<b>10.604</b>	<b>0.158</b>	<b>12.151</b>	<b>7.319</b>	<b>4.821</b>
CIB195	CIBC Asset Management	CIBC Managed Growth Portfolio Class F	N/A	1.39	11.032	0.092	11.372	4.839	N/A
DYN2953	Dynamic Funds	Dynamic Global Balanced Fund Series F	N/A	1.11	11.622	0.037	18.195	2.686	5.55
CGF728	Counsel Portfolio Services Inc	IPC Global Income & Growth Portfolio Series F	N/A	1.06	N/A	N/A	7.527	N/A	N/A
ATL818	Renaissance Investments	Axiom Foreign Growth Portfolio Class FT4	N/A	1.23	12.053	0.053	13.226	3.395	4.673
MMF3881	Manulife Investment Management	Manulife Growth Portfolio Series I	N/A	0.13	10.549	0.101	12.567	5.07	6.345
CIG54052	CI Investments Inc.	CI Growth Personal Portfolio Series F	N/A	1.31	12.079	0.089	11.724	4.943	4.619
AGF6390	AGF Investments Inc.	AGF Global Sustainable Balanced Fund F	N/A	1.2	12.871	-0.083	2.801	-2.642	0.214
CIG15109	CI Investments Inc.	CI Select 40i60e Managed Portfolio Corp CI EF	N/A	1.12	9.142	0.061	9.21	3.409	3.366
TML5808	Franklin Templeton Investments	Franklin Quotential Growth Portfolio FT	N/A	0.95	N/A	N/A	10.421	N/A	N/A
CIG54652	CI Investments Inc.	CI Growth Personal Portfolio Series FT6	N/A	1.32	12.079	0.089	11.704	4.922	4.595
MFC9288	Mackenzie Financial Corp	Mackenzie Monthly Income Growth Portfolio Ser PWX	N/A	0.04	N/A	N/A	10.831	N/A	N/A
MFC5467	Mackenzie Financial Corp	Mackenzie Growth ETF Portfolio Series FB	N/A	0.78	N/A	N/A	N/A	N/A	N/A
AGF858	AGF Investments Inc.	AGF Global Strategic Income Fund Series F	N/A	1.22	9.735	0.098	4.06	4.755	4.183
NBC4035	NB Investments	NBI Multiple Asset Class Private Portfolio F Ser	N/A	0.59	9.092	0.052	7.901	3.083	3.652
TML5807	Franklin Templeton Investments	Franklin Quotential Growth Portfolio FT	N/A	0.95	N/A	N/A	10.421	N/A	N/A
DJT04828	Desjardins Funds	SocieTerra Maximum Growth Portfolio S6 Class	N/A	1.12	11.764	0.01	8.114	1.551	4.721
CIG473T5	CI Investments Inc.	CI Global Balanced Corporate CI FT5	N/A	1.37	8.982	0.094	9.218	4.459	3.571
TML3977	Franklin Templeton Investments	FT Growth Private Wealth Pool-F	N/A	0.96	10.942	0.102	11.705	5.237	5.14
BMO36108	BMO Investments Inc.	BMO Sustainable Growth Portfolio Series F6	N/A	0.77	11.74	0.029	9.894	2.341	N/A
BMO36728	BMO Investments Inc.	BMO Global Monthly Income Fund Series F6	N/A	1.38	N/A	N/A	8.444	N/A	N/A
EDG5801	EdgePoint Wealth Management	EdgePoint Global Growth & Income Portfolio F(N)	N/A	0.81	10.535	0.194	14.323	8.679	4.166
RBF3351	RBC Global Asset Mgmt Inc.	RBC Global Choices Growth Portfolio Series F	N/A	0.99	N/A	N/A	14.038	N/A	N/A
CIG15894	CI Investments Inc.	CI Portfolio Series Growth Fd CI EFT5	N/A	1.24	10.894	0.115	12.01	5.725	5.248
DJT08537	Desjardins Funds	Chorus II Maximum Growth Portfolio P8 Class	N/A	0.95	11.128	0.035	10.142	2.6	4.776
PCA324	SEI Investments Canada Company	SEI Global Balanced Growth Pool Class F	N/A	1	10.099	0.073	9.828	3.939	3.695
CIG15410	CI Investments Inc.	CI Select 30i70e Managed Portfolio Corp CI EFT8	N/A	1.24	10.066	0.091	10.791	4.603	3.804

# Peer Group Details

## Peer Group compared Securities continued...

\* Recommended product (highlighted) vs. rest of the Peer Group

Code	Manufacturer	Name	Peer Rating	MER	Risk	Sharpe Ratio	1Yr Return	3Yr Return	5Yr Return
<b>DFA835</b>	<b>Dimensional</b>	<b>DFA Global 70EQ-30FI Portfolio - Class F</b>	<b>8</b>	<b>0.35</b>	<b>10.604</b>	<b>0.158</b>	<b>12.151</b>	<b>7.319</b>	<b>4.821</b>
CCM8653	IA Clarington	IA Wealth Growth Portfolio Series F5	N/A	1.11	9.184	0.06	7.327	3.373	2.753
DJT03837	Desjardins Funds	Chorus II Maximum Growth Portfolio F Class	N/A	1.12	11.128	0.031	9.955	2.432	4.013
CIG949T8	CI Investments Inc.	CI Dividend Income and Growth Corporate Class FT8	N/A	1.32	11.611	0.226	8.371	10.772	5.722
CIG973T8	CI Investments Inc.	CI Global Balanced Corporate CI FT8	N/A	1.37	8.983	0.094	9.21	4.45	3.558
CIB243	CIBC Asset Management	CIBC Smart Balanced Growth Solution Series FT5	N/A	0.73	9.332	0.041	11.068	2.741	N/A
NWT8920	NEI	NEI Select Growth RS Portfolio Series PF	N/A	0.93	10.85	0.064	11.188	3.698	N/A
CIG15424	CI Investments Inc.	CI Global Balanced Corporate CI EFT8	N/A	1.11	8.985	0.103	9.485	4.725	3.831
DYN1853	Dynamic Funds	DynamicEdge Balanced Growth Class Portfolio F	N/A	1.17	10.06	-0.03	5.801	0.274	3.786
SUNF8453	SLGI Asset Management Inc.	Sun Life Granite Growth Portfolio Series F8	N/A	1.18	10.994	0.052	9.368	3.244	3.922
BMO95728	BMO Investments Inc.	BMO Global Monthly Income Fund Series F	N/A	1.38	N/A	N/A	8.458	N/A	N/A
MFC5695	Mackenzie Financial Corp	Symmetry Growth Portfolio Series PWX8	N/A	0.01	12.003	0.1	12.52	5.385	N/A
CIG15594	CI Investments Inc.	CI Portfolio Series Growth Fd CI EFT8	N/A	1.24	10.895	0.115	12.021	5.728	5.248
CIB183	CIBC Asset Management	CIBC Managed Balanced Growth Portfolio Class FT4	N/A	1.39	9.675	0.02	9.418	2.055	N/A
BMO68275	BMO Investments Inc.	BMO Ascent Growth Portfolio Series F	N/A	0.76	10.864	0.07	9.851	3.946	3.747
MMF1513	Manulife Investment Management	Manulife Simplicity Growth Portfolio Series FT6	N/A	1.2	10.544	0.064	11.455	3.697	4.736
PCA326	SEI Investments Canada Company	SEI Growth 80/20 Fund Class F	N/A	1	11.39	0.117	13.102	5.978	4.61
RBF5727	RBC Global Asset Mgmt Inc.	RBC Select Choices Growth Portfolio Series F	N/A	1.24	10.729	0.08	12.012	4.325	4.701
BMO68704	BMO Investments Inc.	BMO Growth ETF Portfolio - Series F	N/A	0.61	10.914	0.088	11.64	4.652	5.021
DYN3834	Dynamic Funds	Marquis Growth Portfolio Series FT	N/A	1.29	N/A	N/A	7.493	N/A	N/A
FID3559	Fidelity Investments	Fidelity American Balanced Currency Neut Fd F8	N/A	1.21	11.009	0.094	13.53	4.921	4.538
FID2961	Fidelity Investments	Fidelity American Balanced Fund Series F	N/A	1.16	7.988	0.126	12.175	5.111	5.83
MMF661	Manulife Investment Management	Manulife Simplicity Growth Portfolio Series F	N/A	1.26	10.539	0.063	11.335	3.648	4.745
DFA698	Dimensional	DFA Global 80EQ-20FI Portfolio Class F	N/A	0.36	11.803	0.179	13.38	8.806	5.39
SUNF8450	SLGI Asset Management Inc.	Sun Life Granite Balanced Growth Portfolio Ser F8	N/A	1.13	10.195	0.025	8.053	2.234	3.349
CIG4246	CI Investments Inc.	CI Select 30i70e Managed Portfolio Corp CI F	N/A	1.28	10.066	0.09	10.747	4.55	3.741
EDG6804	EdgePoint Wealth Management	EdgePoint Global Growth & Income Portfolio Ser FT4	N/A	0.7	N/A	N/A	14.245	N/A	N/A



# Peer Group Details

## Peer Group compared Securities continued...

\* Recommended product (highlighted) vs. rest of the Peer Group

Code	Manufacturer	Name	Peer Rating	MER	Risk	Sharpe Ratio	1Yr Return	3Yr Return	5Yr Return
<b>DFA835</b>	<b>Dimensional</b>	<b>DFA Global 70EQ-30FI Portfolio - Class F</b>	<b>8</b>	<b>0.35</b>	<b>10.604</b>	<b>0.158</b>	<b>12.151</b>	<b>7.319</b>	<b>4.821</b>
MFC6074	Mackenzie Financial Corp	Symmetry Growth Portfolio Series PWX	N/A	0.01	11.998	0.1	12.524	5.401	5.357
DYN1858	Dynamic Funds	DynamicEdge Balanced Growth Class Portfolio FT	N/A	1.21	10.061	-0.031	5.763	0.237	3.712
RBF681	RBC Global Asset Mgmt Inc.	RBC Balanced Growth & Income Fund Series F	N/A	0.92	9.957	0.117	8.927	5.521	4.723
MFC5475	Mackenzie Financial Corp	Mackenzie Growth ETF Portfolio Series PWF5	N/A	0.69	N/A	N/A	N/A	N/A	N/A
MMF3981	Manulife Investment Management	Manulife Growth Portfolio Series FT6	N/A	1.17	10.538	0.07	11.312	3.902	5.167
MFC4872	Mackenzie Financial Corp	Mackenzie Ivy Global Balanced Fund Series FB	N/A	1.22	9.653	0.014	11.79	1.848	3.873
DYN2537	Dynamic Funds	Dynamic U.S. Balanced Class Series F	N/A	1.06	14.412	0.068	18.242	4.305	9.01
SUN5453	SLGI Asset Management Inc.	Sun Life Granite Growth Class Series F	N/A	1.13	10.95	0.053	9.301	3.277	3.854
MFC4873	Mackenzie Financial Corp	Mackenzie Ivy Global Balanced Fund Series FB5	N/A	1.23	9.656	0.016	11.817	1.926	3.926
BMO36704	BMO Investments Inc.	BMO Growth ETF Portfolio - Series F6	N/A	0.61	10.915	0.088	11.629	4.647	5.011
CIG15051	CI Investments Inc.	CI Portfolio Series Balanced Growth Fd CI EF	N/A	1.09	10.066	0.095	10.836	4.755	4.638
NBC7734	NB Investments	Meritage Global Growth Portfolio F	N/A	1.29	10.475	0.043	8.696	2.9	3.657
BMO36275	BMO Investments Inc.	BMO Ascent Growth Portfolio Series F6	N/A	0.77	N/A	N/A	9.714	N/A	N/A
DJT08534	Desjardins Funds	Chorus II Aggressive Growth Portfolio P8 Class	N/A	0.9	10.632	0.024	9.316	2.183	4.218
RBF211	RBC Global Asset Mgmt Inc.	RBC Balanced Growth & Income Fund Series I	N/A	0.75	9.959	0.122	9.106	5.697	4.901
MFC6033	Mackenzie Financial Corp	Mackenzie Ivy Global Balanced Fund Series PWX	N/A	0	9.663	0.05	13.163	3.095	5.145
SUN55453	SLGI Asset Management Inc.	Sun Life Granite Growth Class Series FT5	N/A	1.13	10.948	0.053	9.311	3.293	3.846
MFC9286	Mackenzie Financial Corp	Mackenzie Monthly Income Growth Portfolio Ser PWF5	N/A	0.98	N/A	N/A	9.783	N/A	N/A
MFC5837	Mackenzie Financial Corp	Symmetry Growth Portfolio Series LF	N/A	1.04	11.986	0.075	11.37	4.321	N/A
BMO95747	BMO Investments Inc.	BMO Managed Growth Portfolio Series F	N/A	1.58	N/A	N/A	10.475	N/A	N/A
CIB395	CIBC Asset Management	CIBC Sustainable Balanced Growth Solution F	N/A	0.96	N/A	N/A	6.954	N/A	N/A
CGF719	Counsel Portfolio Services Inc	IPC Private Wealth Visio Growth Pool Series F	N/A	1.14	N/A	N/A	12.506	N/A	N/A
SUN5450	SLGI Asset Management Inc.	Sun Life Granite Balanced Growth Class Series F	N/A	1.08	10.181	0.025	7.987	2.211	3.308
VIC100	Vanguard Investments Canada	Vanguard Global Balanced Fund Series F	N/A	0.54	9.162	0.149	13.734	6.315	6.023
CIG15890	CI Investments Inc.	CI Portfolio Series Balanced Fd CI EFT5	N/A	1.1	8.878	0.063	8.251	3.413	3.922
BMO95704	BMO Investments Inc.	BMO Growth ETF Portfolio - Series F	N/A	0.61	10.914	0.088	11.64	4.652	5.021

# Peer Group Details

## Peer Group compared Securities continued...

\* Recommended product (highlighted) vs. rest of the Peer Group

Code	Manufacturer	Name	Peer Rating	MER	Risk	Sharpe Ratio	1Yr Return	3Yr Return	5Yr Return
DFA835	Dimensional	DFA Global 70EQ-30FI Portfolio - Class F	8	0.35	10.604	0.158	12.151	7.319	4.821
AGF2522	AGF Investments Inc.	AGF Elements Growth Portfolio Class Series FV	N/A	1.61	9.838	0.089	10.07	4.465	N/A
CIB157	CIBC Asset Management	CIBC Global Monthly Income Fund Class F	N/A	0.97	9.612	0.05	6.359	3.083	N/A
CIG913T8	CI Investments Inc.	CI Portfolio Series Balanced Fd CI FT8	N/A	1.19	8.877	0.061	8.263	3.352	3.84
SUN55450	SLGI Asset Management Inc.	Sun Life Granite Balanced Growth Class Series FT5	N/A	1.07	10.182	0.025	7.987	2.221	3.307
BMO67108	BMO Investments Inc.	BMO Sustainable Growth Portfolio Series F6	N/A	0.77	11.74	0.029	9.894	2.341	N/A
BMO67484	BMO Investments Inc.	BMO SelectTrust Growth Portfolio Series F6	N/A	1.38	11.131	0.074	11.535	4.13	4.08
AGF2510	AGF Investments Inc.	AGF Global Growth Balanced Fund Series FV	N/A	1.43	10.698	0.089	4.518	4.658	N/A
CIF8123	Capital Intl Asset Mgmt Canada	Capital Group Capital Income Builder (Canada) F4	N/A	0.95	N/A	N/A	8.397	N/A	N/A
DYN1663	Dynamic Funds	Dynamic Global Asset Allocation Fund Series F	N/A	1.1	8.449	-0.074	5.238	-0.696	3.125
CCM486	IA Clarington	IA Clarington Loomis Global Allocation CI Ser F	N/A	1.07	13.033	0.012	16.105	1.527	5.262
IGI1901	I.G. Investment Management	iProfile Portfolio - Global Equity Balanced Ser FT	N/A	0.9	N/A	N/A	11.003	N/A	N/A
SUN453	SLGI Asset Management Inc.	Sun Life Granite Growth Portfolio Series F	N/A	1.12	10.996	0.053	9.424	3.297	3.98
CIG4245	CI Investments Inc.	CI Select 40i60e Managed Portfolio Corp CI F	N/A	1.21	9.145	0.058	9.106	3.308	3.248
MFC5943	Mackenzie Financial Corp	Mackenzie Bluewater Glb Growth Bal Fund F8	N/A	1.01	12.447	-0.003	10.483	0.955	N/A
DYN257	Dynamic Funds	Dynamic Diversified Inflation Focused Fund Ser F	N/A	1.11	9.192	0.022	2.189	2.144	4.171
CIG15411	CI Investments Inc.	CI Select 20i80e Managed Portfolio Corp CI EFT8	N/A	1.24	10.527	0.13	12.144	6.205	4.47
CIF123	Capital Intl Asset Mgmt Canada	Capital Group Capital Income Builder (Canada) F	N/A	0.94	8.566	0.125	8.422	5.303	N/A
MFC4953	Mackenzie Financial Corp	Symmetry Growth Portfolio Series FB5	N/A	1.36	11.977	0.068	10.995	4.029	3.996
FID3625	Fidelity Investments	Fidelity Growth Class Portfolio Series F5	N/A	1.19	10.463	0.128	11.632	6.086	7.087
MFC9381	Mackenzie Financial Corp	Mackenzie Monthly Income Growth Portfolio Ser LF5	N/A	1.01	N/A	N/A	10.026	N/A	N/A
CGF202	Counsel Portfolio Services Inc	IPC Global Income & Growth Portfolio Series FT	N/A	1.08	N/A	N/A	7.983	N/A	N/A
MFC5465	Mackenzie Financial Corp	Mackenzie Growth ETF Portfolio Series F	N/A	0.67	11.923	0.085	12.496	4.729	5.049
RBF672	RBC Global Asset Mgmt Inc.	RBC Global Growth & Income Fund Series F	N/A	0.92	10.651	-0.014	7.412	0.757	3.833
DYN2082	Dynamic Funds	Dynamic Global Asset Allocation Fund Series F	N/A	1.1	8.449	-0.074	5.238	-0.696	3.125
AIM5167	Invesco Canada Ltd.	Invesco Growth ETF Portfolio Series F	N/A	0.64	9.687	0.165	10.659	7.116	4.275
NWT8308	NEI	NEI Select Growth & Income RS Portfolio Series PF	N/A	0.87	9.571	0.03	8.478	2.384	N/A

# Peer Group Details

## Peer Group compared Securities continued...

\* Recommended product (highlighted) vs. rest of the Peer Group

Code	Manufacturer	Name	Peer Rating	MER	Risk	Sharpe Ratio	1Yr Return	3Yr Return	5Yr Return
DFA835	Dimensional	DFA Global 70EQ-30FI Portfolio - Class F	8	0.35	10.604	0.158	12.151	7.319	4.821
FID2616	Fidelity Investments	Fidelity Global Growth Portfolio Series F8	N/A	1.17	10.681	0.1	13.784	5.086	6.51
LWF029	Leith Wheeler	Leith Wheeler Balanced Fund Series F	N/A	0.92	9.723	0.135	8.447	6.083	4.238
CIG4224	CI Investments Inc.	CI Mosaic ESG Balanced Growth ETF Portfolio F	N/A	0.83	N/A	N/A	8.741	N/A	N/A
NWT920	NEI	NEI Select Growth RS Portfolio Series F	N/A	1.27	10.847	0.054	10.81	3.345	4.236
SUNF5453	SLGI Asset Management Inc.	Sun Life Granite Growth Portfolio Series F5	N/A	1.11	10.996	0.053	9.437	3.312	3.979
FID2685	Fidelity Investments	Fidelity Growth Class Portfolio Series F	N/A	1.16	10.462	0.128	11.647	6.102	7.1
MFC5951	Mackenzie Financial Corp	Mackenzie Bluewater Glb Growth Bal Fund PWFB5	N/A	0.97	12.442	-0.003	10.476	0.959	N/A
CIB190	CIBC Asset Management	CIBC Managed Balanced Growth Portfolio Class FT8	N/A	1.39	9.685	0.023	9.441	2.156	N/A
MFC5468	Mackenzie Financial Corp	Mackenzie Growth ETF Portfolio Series FB5	N/A	0.8	N/A	N/A	N/A	N/A	N/A
NWT308	NEI	NEI Select Growth & Income RS Portfolio Series F	N/A	1.2	9.562	0.02	8.124	2.043	3.447
ATL794	Renaissance Investments	Axiom Foreign Growth Portfolio Class F	N/A	1.2	11.985	0.053	13.252	3.379	5.028
AGF459	AGF Investments Inc.	AGF Elements Growth Portfolio Series F	N/A	1.13	9.955	0.102	10.604	4.958	4.377
CIG413T5	CI Investments Inc.	CI Portfolio Series Balanced Fd CI FT5	N/A	1.22	8.874	0.06	8.243	3.32	3.839
MMF3362	Manulife Investment Management	Manulife Growth Portfolio Series J	N/A	1.03	10.542	0.075	11.462	4.095	5.372
NWT01207	NEI	NEI Growth & Income Fund Series F	N/A	1.41	11.607	-0	4.783	1.167	0.726
MFC9380	Mackenzie Financial Corp	Mackenzie Monthly Income Growth Portfolio Ser LF	N/A	1.06	N/A	N/A	9.735	N/A	N/A
SUNF5450	SLGI Asset Management Inc.	Sun Life Granite Balanced Growth Portfolio Ser F5	N/A	1.08	10.195	0.027	8.11	2.289	3.386
ATL831	Renaissance Investments	Axiom Global Growth Portfolio Class FT4	N/A	1.21	11.061	0.056	10.276	3.428	4.606
AIM7717	Invesco Canada Ltd.	Invesco Intactive Growth Portfolio Series F	N/A	0.92	10.786	0.051	10.079	3.215	2.647
AIM5517	Invesco Canada Ltd.	Invesco Global Balanced Class Series F	N/A	0.86	14.338	-0.094	21.361	-3.801	-4.418
MMF3363	Manulife Investment Management	Manulife Growth Portfolio Series JT6	N/A	0.98	10.542	0.076	11.522	4.148	5.423
CIG15054	CI Investments Inc.	CI Portfolio Series Growth Fd CI EF	N/A	1.25	10.889	0.118	12.289	5.827	5.302
TDB2294	TD Asset Management Inc.	TD Global Equity Income Balanced Pool Series FT8	N/A	0.92	N/A	N/A	5.798	N/A	N/A
MFC6901	Mackenzie Financial Corp	Mackenzie Ivy Global Balanced Fund Series PWFB	N/A	1.01	9.649	0.019	12.033	2.026	4.064
AGF8060	AGF Investments Inc.	AGF Global Sustainable Balanced Class F	N/A	1.2	12.843	-0.085	2.786	-2.727	0.018
CIG15111	CI Investments Inc.	CI Select 20i80e Managed Portfolio Corp CI EF	N/A	1.22	10.52	0.133	12.343	6.293	4.541

# Peer Group Details

## Peer Group compared Securities continued...

\* Recommended product (highlighted) vs. rest of the Peer Group

Code	Manufacturer	Name	Peer Rating	MER	Risk	Sharpe Ratio	1Yr Return	3Yr Return	5Yr Return
DFA835	Dimensional	DFA Global 70EQ-30FI Portfolio - Class F	8	0.35	10.604	0.158	12.151	7.319	4.821
AGF822	AGF Investments Inc.	AGF Global Growth Balanced Fund Series F	N/A	1.16	10.692	0.097	4.799	4.951	4.996
CCM8945	IA Clarington	IA Clarington Inhance High Growth SRI Port F6	N/A	1.13	N/A	N/A	6.295	N/A	N/A
CGF186	Counsel Portfolio Services Inc	Counsel Growth Portfolio Series P	N/A	0.17	11.048	0.109	11.453	5.529	4.182
MFC9282	Mackenzie Financial Corp	Mackenzie Monthly Income Growth Portfolio Ser F8	N/A	0.97	N/A	N/A	9.858	N/A	N/A
CIG15191	CI Investments Inc.	CI Dividend Income and Growth Fund Class EF	N/A	1.2	11.624	0.237	8.867	11.23	6.17
CIB253	CIBC Asset Management	CIBC Smart Growth Solution Series FT5	N/A	0.83	10.585	0.093	13.374	4.776	N/A
CCM9715	IA Clarington	IA Clarington Loomis Global Allocation Fund F5	N/A	1.03	N/A	N/A	16.532	N/A	N/A
TML5087	Franklin Templeton Investments	FT Growth Private Wealth Pool-F	N/A	0.96	10.942	0.102	11.705	5.237	5.14
MFC395	Mackenzie Financial Corp	Mackenzie Ivy Global Balanced Fund Series F	N/A	1	9.655	0.021	12.044	2.078	4.1
AGF2521	AGF Investments Inc.	AGF Elements Growth Portfolio Series FV	N/A	1.56	9.961	0.09	10.221	4.525	N/A
AIM1777	Invesco Canada Ltd.	Invesco Global Balanced Fund Series F	N/A	0.91	14.321	-0.095	21.199	-3.819	-4.434
CIG54452	CI Investments Inc.	CI Growth Personal Portfolio Series FT4	N/A	1.23	12.08	0.091	11.806	5.021	4.687
CIG15711	CI Investments Inc.	CI Select 20i80e Managed Portfolio Corp CI EFT5	N/A	1.24	10.527	0.13	12.145	6.203	4.47
NBC7735	NB Investments	Meritage Global Growth Plus Portfolio F	N/A	1.29	11.731	0.088	10.91	4.817	4.47
GCGCC605	Guardian Capital LP	Sustainable Growth 80/20 Fund Series CCF	N/A	N/A	N/A	N/A	10.914	N/A	N/A
CIG911T8	CI Investments Inc.	CI Portfolio Series Growth Fd CI FT8	N/A	1.29	10.889	0.116	12.223	5.779	5.248
CIG403T5	CI Investments Inc.	CI Select 40i60e Managed Portfolio Corp CI FT5	N/A	1.22	9.142	0.058	9.1	3.308	3.263
AGF1428	AGF Investments Inc.	AGF Elements Growth Portfolio Series W	N/A	0.12	9.96	0.13	11.674	5.982	5.402
FID2605	Fidelity Investments	Fidelity Growth Portfolio Series F	N/A	1.14	10.473	0.129	11.761	6.147	7.13
TDB2293	TD Asset Management Inc.	TD Global Equity Income Balanced Pool Series FT5	N/A	0.92	N/A	N/A	5.797	N/A	N/A
FRC801	Russell Investments	Russell Investments Long-Term Growth Series F	N/A	1.19	10.561	0.082	10.539	4.365	3.517
TML5010	Franklin Templeton Investments	Franklin Quotential Growth Portfolio F	N/A	0.95	10.637	0.087	10.402	4.576	4.612
CIG444	CI Investments Inc.	CI Dividend Income and Growth Fund Class F	N/A	1.33	11.621	0.233	8.733	11.089	6.036
DJT08234	Desjardins Funds	Chorus II Aggressive Growth Portfolio P6 Class	N/A	0.9	10.627	0.024	9.328	2.188	4.138
CIG54051	CI Investments Inc.	CI Growth and Income Personal Portfolio Series F	N/A	1.23	10.804	0.055	9.136	3.364	3.952
CIG15124	CI Investments Inc.	CI Global Balanced Corporate CI EF	N/A	1.1	8.984	0.103	9.513	4.74	3.847

# Peer Group Details

## Peer Group compared Securities continued...

\* Recommended product (highlighted) vs. rest of the Peer Group

Code	Manufacturer	Name	Peer Rating	MER	Risk	Sharpe Ratio	1Yr Return	3Yr Return	5Yr Return
DFA835	Dimensional	DFA Global 70EQ-30FI Portfolio - Class F	8	0.35	10.604	0.158	12.151	7.319	4.821
CIG449T5	CI Investments Inc.	CI Dividend Income and Growth Corporate Class FT5	N/A	1.32	11.614	0.227	8.373	10.793	5.744
CIG15441	CI Investments Inc.	CI Dividend Income and Growth Corporate Class EFT8	N/A	1.24	11.615	0.229	8.466	10.883	5.827
CIG15084	CI Investments Inc.	CI U.S. Equity Income Fund Series EF	N/A	1.07	10.912	0.098	13.121	5.061	N/A
MFC6246	Mackenzie Financial Corp	Mackenzie Ivy Global Balanced Fund Series PWX8	N/A	0	9.663	0.05	13.164	3.096	5.146
BMO37704	BMO Investments Inc.	BMO Growth ETF Portfolio - Series F4	N/A	0.62	10.91	0.085	11.625	4.562	4.93
NBC8734	NB Investments	Meritage Global Growth Portfolio F5	N/A	1.3	10.405	0.043	8.617	2.895	3.643
MFC5952	Mackenzie Financial Corp	Mackenzie Bluewater Glb Growth Bal Fund PWX	N/A	0	12.457	0.021	11.584	1.969	N/A
SUN450	SLGI Asset Management Inc.	Sun Life Granite Balanced Growth Portfolio Ser F	N/A	1.07	10.195	0.027	8.112	2.291	3.398
CIB372	CIBC Asset Management	CIBC Balanced Growth ETF Portfolio Class F	N/A	0.33	10.095	0.053	12.27	3.223	4.4
DYN2895	Dynamic Funds	Marquis Institutional Growth Portfolio Series F	N/A	1.15	11.766	0.008	8.226	1.476	4.198
CIG54245	CI Investments Inc.	CI U.S. Equity Income Fund Series F	N/A	1.14	10.913	0.096	13.029	4.987	5.413
CIG4247	CI Investments Inc.	CI Select 20i80e Managed Portfolio Corp CI F	N/A	1.28	10.52	0.131	12.269	6.225	4.464
AGF1444	AGF Investments Inc.	AGF Global Sustainable Balanced Class W	N/A	0.01	12.856	-0.063	3.863	-1.783	0.637
BMO68107	BMO Investments Inc.	BMO Sustainable Growth Portfolio Series F	N/A	0.8	11.74	0.029	9.846	2.335	N/A
DYN1978	Dynamic Funds	DynamicEdge Growth Portfolio FT	N/A	1.27	11.029	-0.001	6.439	1.184	4.704
DYN3835	Dynamic Funds	Marquis Institutional Balanced Growth Portfolio FT	N/A	1.07	N/A	N/A	6.668	N/A	N/A
DYN1873	Dynamic Funds	DynamicEdge Growth Class Portfolio F	N/A	1.28	11.071	-0.008	6.274	0.91	4.458
FID1854	Fidelity Investments	Fidelity Global Asset Allocation Fund Ser F8	N/A	1.09	9.243	0.032	10.424	2.459	4.028
DYN3828	Dynamic Funds	Dynamic U.S. Balanced Class Series FT	N/A	1.08	N/A	N/A	18.217	N/A	N/A
MFC4588	Mackenzie Financial Corp	Symmetry Growth Portfolio Series F5	N/A	0.97	11.988	0.077	11.443	4.391	4.33
DJT06237	Desjardins Funds	Chorus II Maximum Growth Portfolio O Class	N/A	0.95	11.119	0.035	10.156	2.618	4.212
CIB242	CIBC Asset Management	CIBC Smart Balanced Growth Solution Series F	N/A	0.72	9.404	0.048	11.075	2.989	N/A
CIG54651	CI Investments Inc.	CI Growth and Income Personal Portfolio Series FT6	N/A	1.22	10.804	0.055	9.144	3.373	3.967
MFC2405	Mackenzie Financial Corp	Mackenzie Ivy Global Balanced Fund Series F8	N/A	0.96	9.655	0.022	12.084	2.113	4.138
CIG4601	CI Investments Inc.	CI Portfolio Series Balanced Growth Fd CI F	N/A	1.35	10.065	0.088	10.563	4.491	4.373
DJT06837	Desjardins Funds	Chorus II Maximum Growth Portfolio S8 Class	N/A	1.13	11.094	0.033	10.231	2.509	4.123

# Peer Group Details

## Peer Group compared Securities continued...

\* Recommended product (highlighted) vs. rest of the Peer Group

Code	Manufacturer	Name	Peer Rating	MER	Risk	Sharpe Ratio	1Yr Return	3Yr Return	5Yr Return
<b>DFA835</b>	<b>Dimensional</b>	<b>DFA Global 70EQ-30FI Portfolio - Class F</b>	<b>8</b>	<b>0.35</b>	<b>10.604</b>	<b>0.158</b>	<b>12.151</b>	<b>7.319</b>	<b>4.821</b>
DJT04834	Desjardins Funds	Chorus II Aggressive Growth Portfolio S6 Class	N/A	1.07	10.613	0.02	9.125	2.01	3.915
DYN1973	Dynamic Funds	DynamicEdge Growth Portfolio F	N/A	1.27	11.029	-0.001	6.436	1.184	4.699
CGF267	Counsel Portfolio Services Inc	Counsel Retirement Accumulation Portfolio P	N/A	0.19	10.071	0.101	10.43	4.964	4.183
MFC5540	Mackenzie Financial Corp	Mackenzie Ivy Global Balanced Fund Series F5	N/A	0.96	9.655	0.022	12.084	2.114	4.13
CIG15409	CI Investments Inc.	CI Select 40i60e Managed Portfolio Corp CI EFT8	N/A	1.08	9.142	0.063	9.25	3.448	3.397
CIG11015	CI Investments Inc.	CI Global Balanced Fund Class F	N/A	1.36	9.029	0.104	9.513	4.765	3.898
FID2606	Fidelity Investments	Fidelity Global Growth Portfolio Series F	N/A	1.14	10.682	0.101	13.822	5.11	6.524
CCM1360	IA Clarington	IA Clarington Loomis Global Allocation Fund F8	N/A	1.05	13.302	0.018	16.458	1.79	5.595
AIM8717	Invesco Canada Ltd.	Invesco Intactive Growth Portfolio Class Ser F	N/A	1.08	10.773	0.047	9.924	3.069	2.549
CGF713	Counsel Portfolio Services Inc	IPC Private Wealth Visio Balanced Growth Pool F	N/A	1.1	N/A	N/A	11.191	N/A	N/A
MFC4561	Mackenzie Financial Corp	Symmetry Growth Portfolio Series F8	N/A	1.02	11.96	0.079	11.391	4.483	4.418
MFC5838	Mackenzie Financial Corp	Symmetry Growth Portfolio Series LF5	N/A	1.04	11.971	0.076	11.37	4.368	N/A
GCG605	Guardian Capital LP	Sustainable Growth 80/20 Fund Series F	N/A	N/A	N/A	N/A	10.833	N/A	N/A
ATL792	Renaissance Investments	Axiom Global Growth Portfolio Class F	N/A	1.2	11.062	0.056	10.285	3.44	4.625
GCG681	Guardian Capital LP	Guardian Managed Income & Growth Portfolio Ser F	N/A	0.58	9.301	0.079	9.677	4.015	N/A
MMF3681	Manulife Investment Management	Manulife Growth Portfolio Series F	N/A	1.15	10.537	0.07	11.329	3.911	5.157
MFC6951	Mackenzie Financial Corp	Symmetry Growth Portfolio Series PWFB	N/A	0.99	11.986	0.076	11.427	4.377	4.331
DYN1958	Dynamic Funds	DynamicEdge Balanced Growth Portfolio FT	N/A	1.23	10.044	-0.028	5.824	0.346	3.821
NBC5738	NB Investments	NBI Global Balanced Growth Fund F5 Series	N/A	0.96	N/A	N/A	17.573	N/A	N/A
BMO95107	BMO Investments Inc.	BMO Sustainable Growth Portfolio Series F	N/A	0.8	11.74	0.029	9.846	2.335	N/A
CIG901T8	CI Investments Inc.	CI Select 20i80e Managed Portfolio Corp CI FT8	N/A	1.25	10.518	0.131	12.284	6.23	4.471
DJT06228	Desjardins Funds	SocieTerra Maximum Growth Portfolio O	N/A	0.95	N/A	N/A	8.285	N/A	N/A
CCM8652	IA Clarington	IA Wealth Growth Portfolio Series F	N/A	1.1	9.183	0.059	7.342	3.346	2.75
CIB197	CIBC Asset Management	CIBC Managed Growth Portfolio Class FT4	N/A	1.27	11.045	0.065	11.417	3.792	N/A
FID2626	Fidelity Investments	Fidelity Global Growth Portfolio Series F5	N/A	1.12	10.682	0.102	13.856	5.14	6.549
CIG4162	CI Investments Inc.	CI Mosaic Balanced ETF Portfolio Class F	N/A	0.78	8.146	0.06	7.589	3.234	N/A

# Peer Group Details

## Peer Group compared Securities continued...

\* Recommended product (highlighted) vs. rest of the Peer Group

Code	Manufacturer	Name	Peer Rating	MER	Risk	Sharpe Ratio	1Yr Return	3Yr Return	5Yr Return
DFA835	Dimensional	DFA Global 70EQ-30FI Portfolio - Class F	8	0.35	10.604	0.158	12.151	7.319	4.821
MFC6902	Mackenzie Financial Corp	Mackenzie Ivy Global Balanced Fund Series PWF5	N/A	0.97	9.655	0.022	12.161	2.135	4.264
SUN85450	SLGI Asset Management Inc.	Sun Life Granite Balanced Growth Class Series FT8	N/A	1.13	10.18	0.024	7.935	2.168	3.253
AGF5010	AGF Investments Inc.	AGF Elements Growth Portfolio Class Series F	N/A	1.37	9.84	0.095	10.157	4.67	4.1
NBC4135	NB Investments	NBI Multiple Asset Class Private Portfolio F5 Ser	N/A	0.59	9.07	0.052	7.869	3.083	3.657
BMO95484	BMO Investments Inc.	BMO SelectTrust Growth Portfolio Series F	N/A	1.39	11.131	0.074	11.532	4.135	4.088
FRC1044	Russell Investments	Russell Investments Long-Term Growth Class Ser F	N/A	1.3	10.511	0.069	10.085	3.861	3.014
CCM482	IA Clarington	IA Clarington Loomis Global Allocation CI Ser F8	N/A	1.09	13.034	0.011	16.147	1.521	5.249
MFC4952	Mackenzie Financial Corp	Symmetry Growth Portfolio Series FB	N/A	1.33	11.986	0.068	11.065	4.021	3.973
CGF266	Counsel Portfolio Services Inc	Counsel Retirement Foundation Portfolio P	N/A	0.19	8.912	0.06	8.047	3.319	3.541
NWT507	NEI	NEI Growth & Income Fund Series F	N/A	1.41	11.607	-0	4.783	1.167	0.726
CIG424T5	CI Investments Inc.	CI Mosaic ESG Balanced Growth ETF Portfolio FT5	N/A	0.84	N/A	N/A	8.735	N/A	N/A
RBF698	RBC Global Asset Mgmt Inc.	RBC Balanced Growth & Income Fund Series FT5	N/A	0.92	9.958	0.117	8.928	5.523	4.726
CIG7716	CI Investments Inc.	CI Portfolio Series Balanced Fd CI F	N/A	1.22	8.878	0.06	8.251	3.332	3.824
CIG15174	CI Investments Inc.	CI Global Balanced Fund Class EF	N/A	1.12	9.032	0.111	9.782	5.019	4.146
FID7155	Fidelity Investments	Fidelity Multi-Asset Innovation Fund F8	N/A	1.05	N/A	N/A	13.552	N/A	N/A
TML672	Franklin Templeton Investments	Franklin Quotential Growth Portfolio F	N/A	0.95	10.637	0.087	10.402	4.576	4.612
CCM964	IA Clarington	IA Clarington Loomis Global Allocation Fund F	N/A	1.05	13.303	0.018	16.459	1.791	5.595
BMO68484	BMO Investments Inc.	BMO SelectTrust Growth Portfolio Series F	N/A	1.39	11.131	0.074	11.532	4.135	4.088
MFC6952	Mackenzie Financial Corp	Symmetry Growth Portfolio Series PWF5	N/A	1.02	11.966	0.079	11.519	4.473	4.514
FID7154	Fidelity Investments	Fidelity Multi-Asset Innovation Fund F5	N/A	1.06	N/A	N/A	13.53	N/A	N/A
EDG58041	EdgePoint Wealth Management	EdgePoint Global Growth & Inc Pt F(N)T4, non HST	N/A	0.7	N/A	N/A	14.316	N/A	N/A
RBF5350	Phillips, Hager & North	PH&N Balanced Fund Series F	N/A	0.89	9.437	0.027	5.593	2.294	4.654
RBF652	RBC Global Asset Mgmt Inc.	RBC Vision Balanced Fund Series F	N/A	0.95	9.906	-0.017	3.749	0.746	4.252
FID649	Fidelity Investments	Fidelity Global Asset Allocation Fund Ser F	N/A	1.08	9.243	0.033	10.439	2.478	4.034
NBC5737	NB Investments	NBI Global Balanced Growth Fund F Series	N/A	0.97	N/A	N/A	17.356	N/A	N/A
CIG15741	CI Investments Inc.	CI Dividend Income and Growth Corporate Class EFT5	N/A	1.21	11.615	0.23	8.508	10.923	5.856



# Peer Group Details

## Peer Group compared Securities continued...

\* Recommended product (highlighted) vs. rest of the Peer Group

Code	Manufacturer	Name	Peer Rating	MER	Risk	Sharpe Ratio	1Yr Return	3Yr Return	5Yr Return
DFA835	Dimensional	DFA Global 70EQ-30FI Portfolio - Class F	8	0.35	10.604	0.158	12.151	7.319	4.821
TML5727	Franklin Templeton Investments	Franklin Growth ETF Portfolio Series F	N/A	0.57	10.532	0.078	10.645	4.219	N/A
CIB199	CIBC Asset Management	CIBC Managed Growth Portfolio Class FT8	N/A	1.39	10.935	0.066	11.375	3.813	N/A
MFC5648	Mackenzie Financial Corp	Mackenzie Growth ETF Portfolio Series F8	N/A	0.65	11.923	0.085	12.503	4.747	N/A
FID2963	Fidelity Investments	Fidelity American Balanced Fund Series F8	N/A	1.15	7.986	0.126	12.183	5.123	5.846
CCM6360	IA Clarington	IA Clarington Loomis Global Allocation Fund F6	N/A	1.06	13.301	0.018	16.448	1.784	5.588
MFC2893	Mackenzie Financial Corp	Symmetry Growth Portfolio Series F	N/A	1	11.979	0.077	11.413	4.385	4.322
CGF219	Counsel Portfolio Services Inc	Counsel Retirement Accumulation Portfolio PWI	N/A	1.22	10.06	0.071	9.312	3.865	3.082
BMO755	BMO Investments Inc.	BMO Growth ETF Portfolio - Series F	N/A	0.61	10.914	0.088	11.64	4.652	5.021
FID3557	Fidelity Investments	Fidelity American Balanced Currency Neut Fd F	N/A	1.22	11.008	0.094	13.521	4.911	4.523
CGF218	Counsel Portfolio Services Inc	Counsel Retirement Foundation Portfolio PWI	N/A	1.17	8.905	0.027	7.013	2.298	2.512
CIG498T5	CI Investments Inc.	CI Mosaic Balanced Growth ETF Portfolio Class FT5	N/A	0.8	9.732	0.107	9.983	5.09	N/A
CCM481	IA Clarington	IA Clarington Loomis Global Allocation CI Ser F6	N/A	1.07	13.035	0.012	16.122	1.539	5.279
FID1853	Fidelity Investments	Fidelity Global Asset Allocation Fund Ser F5	N/A	1.1	9.242	0.032	10.43	2.467	4.022
DYN3637	Dynamic Funds	Dynamic Diversified Inflation Focused Fund Ser F	N/A	1.11	9.192	0.022	2.189	2.144	4.171
MFC5474	Mackenzie Financial Corp	Mackenzie Growth ETF Portfolio Series PWFB	N/A	0.68	N/A	N/A	N/A	N/A	N/A
DJT08237	Desjardins Funds	Chorus II Maximum Growth Portfolio P6 Class	N/A	0.95	11.122	0.036	10.144	2.62	4.236
EDG5804	EdgePoint Wealth Management	EdgePoint Global Growth & Income Portfolio Ser FT4	N/A	0.7	N/A	N/A	14.245	N/A	N/A
NWT2903	NEI	NEI Growth Private Portfolio Series WF	N/A	0.86	9.771	0.099	11.827	4.803	N/A
DJT03906	Desjardins Funds	Melodia Maximum Growth Portfolio F Class	N/A	1.1	11.373	0.047	10.823	3.09	4.372
DJT04837	Desjardins Funds	Chorus II Maximum Growth Portfolio S6 Class	N/A	1.13	11.122	0.03	9.919	2.413	4.066
CGF744	Counsel Portfolio Services Inc	Counsel Growth Portfolio Series F	N/A	1.17	11.038	0.081	10.413	4.406	3.032
DJT06834	Desjardins Funds	Chorus II Aggressive Growth Portfolio S8 Class	N/A	1.07	10.622	0.019	9.097	2.002	3.971
RBF659	RBC Global Asset Mgmt Inc.	RBC Select Growth Portfolio Series F	N/A	1.03	10.612	0.078	10.479	4.21	5.151
CIG15710	CI Investments Inc.	CI Select 30i70e Managed Portfolio Corp CI EFT5	N/A	1.24	10.068	0.092	10.873	4.647	3.818
CIG4305	CI Investments Inc.	CI Dividend Income and Growth Corporate Class F	N/A	1.32	11.615	0.227	8.38	10.8	5.742
CIG902T8	CI Investments Inc.	CI Select 30i70e Managed Portfolio Corp CI FT8	N/A	1.27	10.065	0.09	10.756	4.563	3.736



# Peer Group Details

## Peer Group compared Securities continued...

\* Recommended product (highlighted) vs. rest of the Peer Group

Code	Manufacturer	Name	Peer Rating	MER	Risk	Sharpe Ratio	1Yr Return	3Yr Return	5Yr Return
DFA835	Dimensional	DFA Global 70EQ-30FI Portfolio - Class F	8	0.35	10.604	0.158	12.151	7.319	4.821
DYN1953	Dynamic Funds	DynamicEdge Balanced Growth Portfolio F	N/A	1.2	10.044	-0.027	5.857	0.377	3.841
IGI1911	I.G. Investment Management	IG Climate Action Port - Glo Equ Bal Ser FT	N/A	1.13	N/A	N/A	11.702	N/A	N/A
CIB198	CIBC Asset Management	CIBC Managed Growth Portfolio Class FT6	N/A	1.39	10.929	0.064	11.387	3.731	N/A