

Welcome to Wells Financial Advisors New Client Portal!



Navigate the Client Portal

Click to collapse the menu

View your entire household or switch to a single account

Edit the active date range

View notifications from our office

Update your account settings

- Dashboard
- Total Assets
- Allocation
- Documents
- Reports
- Transactions
- Activity Summary

Select any card from the menu to open it in full-page view

Barker Family -
Last 12 Months as of Last Business Day (12/31/2013) ▾

Total Assets

Your Net Worth: **\$953,711.20**

Assets	Value	Percentage
Art & Collectibles	178,356.38	19%
Cash Accounts	52,486.65	6%
Investment Accounts	722,868.17	76%

ALLOCATION

Expand Level - Collapse All

- ⊖ Danny Detailed Portfolio
- ⊕ Cash & Equivalents
- ⊕ Equities
- ⊕ Fixed Income

Category	Percentage	Value
Cash & Equivalents	20%	308,943.82
Equities	63%	977,648.89
Fixed Income	17%	266,768.63

DOCUMENTS

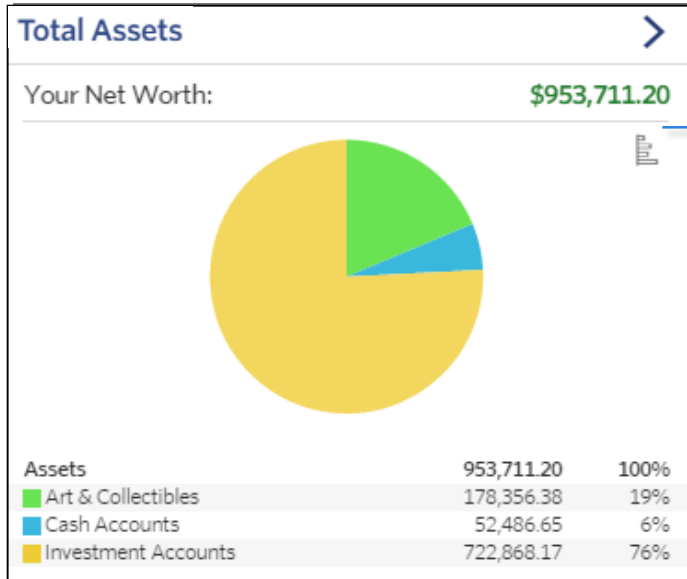
Folders	Reports	Type	File Size	Updated
				+ File
		File	12 KB	03/26/15
		File	12 KB	04/01/15
		File	12 KB	03/20/15
		File	12 KB	03/20/15

Reports

Detailed examples of available cards are shown on pages 3-9

notes ^

Net Worth: View a more complete wealth picture by seeing both assets held at WFA, as well as accounts and liabilities that are held away.



(consolidated view)

Toggle to view a donut graph or bar chart

The expanded or full view of the Net Worth card organizes assets and liabilities, by category and sub-category, for display in a balance sheet format.

Account categories can be customized for both assets and liabilities.

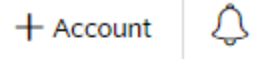
Net Worth < Back

Assets	Estimated Amount	Liabilities	Estimated Amount
Investment Accounts	16,614,682.23	Mortgages	-4,736,746.86
Retirement	6,433,053.80	Primary Residence	-3,736,746.86
Traditional	9,962,209.88	Vacation Home	-1,000,000.00
529 Accounts	219,418.56	Estimated Taxes	-50,000.00
Real Estate	11,447,992.48	Income Taxes	-50,000.00
Primary Residence	11,447,992.48	Other Expenses	-50,000.00
Art & Collectibles	178,356.38	Family Vacation	-50,000.00
Art	178,356.38		
Cash Accounts	52,486.65		
Savings	49,388.60		
Checking	3,098.05		
Total Assets	28,293,517.74	Total Liabilities	-4,836,746.86
		Total Net Worth	23,456,770.88

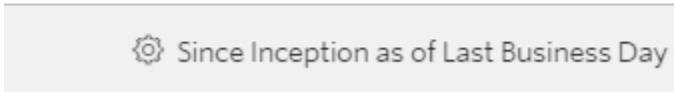

(expanded view)

Add Accounts: Add in accounts held away (outside investment and retirement accounts, bank accounts etc.)

Click on + Account in the top right corner

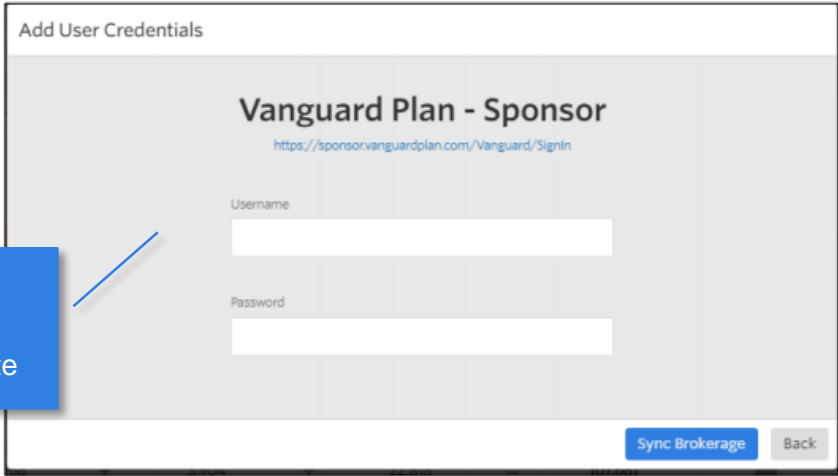


Search for the outside company



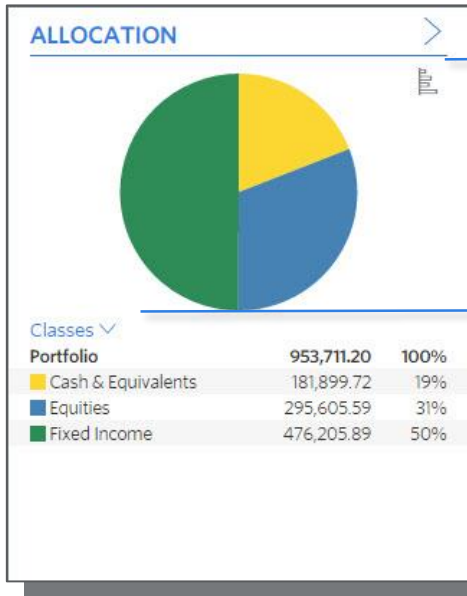
If the company you are searching for is not available, please let us know and we will put in a request for the connection to be built.

Enter your username and password for the corresponding website



PLEASE NOTE: Outside accounts will not appear immediately. It will take a few business days for the data to start transmitting through...

Allocation: View the allocation breakdown of your portfolio

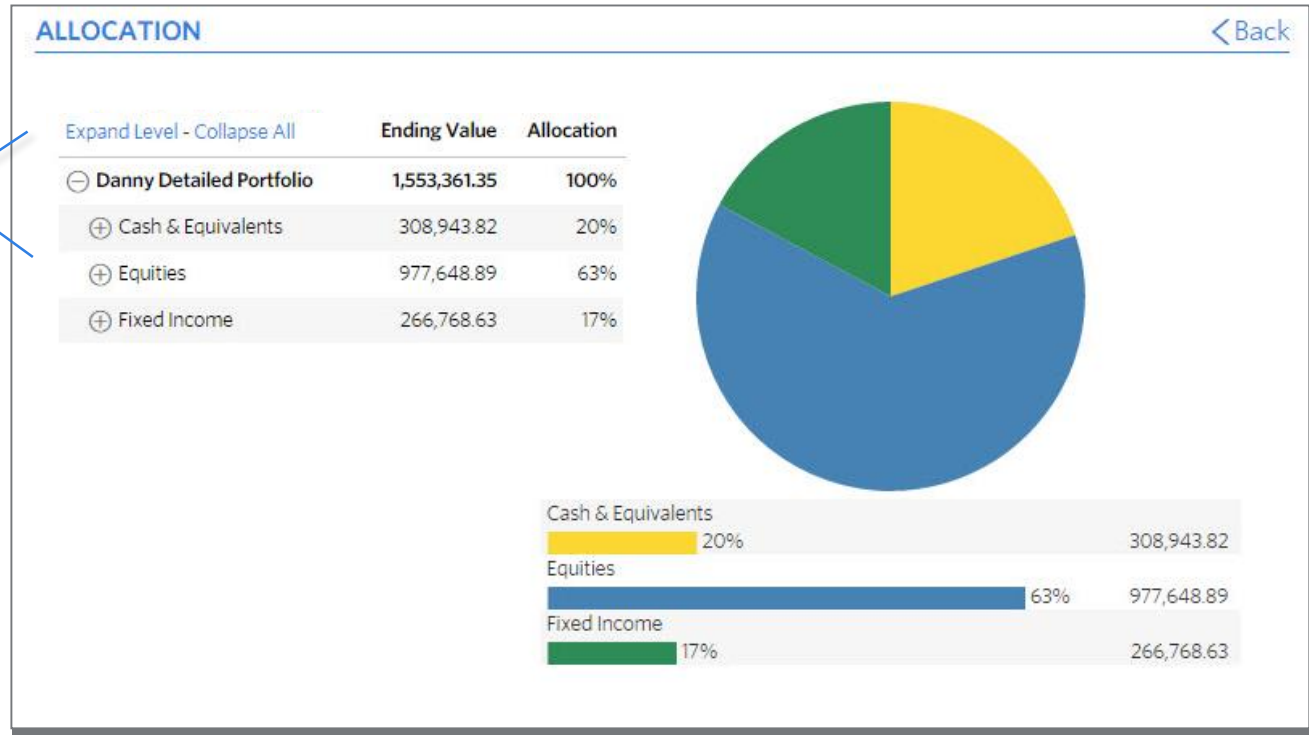


(consolidated view)

Toggle to view a pie chart or bar chart

Select desired allocation level

Data dynamically reflects the level selected



(expanded view)

Documents: Store personal documents and access files shared by your advisor

	Type	File Size	Updated
Sample Tax Document.docx	File	12 KB	03/26/15
Sample Tax Document.docx	File	12 KB	04/01/15
Tax docs.docx	File	12 KB	03/20/15
Taxes.docx	File	12 KB	03/20/15

(consolidated view)

Upload documents to our office in an easy and secure manner

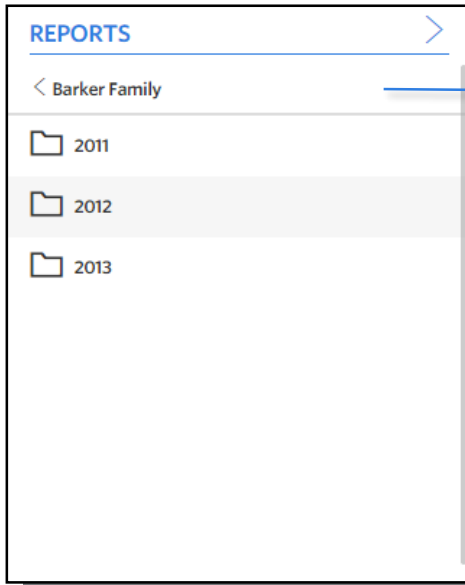
Documents will only be seen by you and our advisory team.

Create folders to organize documents

	Start Date	End Date	File Size
Copy of Trust and Will	12/21/2008	12/30/2013	239 KB
Withdrawal Form	12/21/2008	12/30/2013	852 KB

(expanded view)

Reports: Easily access and download investment reports for your portfolio





(consolidated view)

Investment reports are organized by portfolio and year

Select reports to display in PDF format

A screenshot of the mobile application interface showing a detailed view of reports for the year 2013. The page title is "REPORTS" with a "Back" link. A table lists two reports with their respective start and end dates and file sizes.

	Start Date	End Date	File Size
 Performance Report: Executive Summary	12/21/2008	12/30/2013	239 KB
 Quarterly Performance Report	12/21/2008	12/30/2013	852 KB

(expanded view)

Transactions: View and filter the most recent transactions in your portfolio

Date	Action - Symbol	Amount
12/31/13	Dividend Reinvestment - FDRXX	0.01
12/31/13	Dividend - FDRXX	0.01
12/31/13	Dividend Reinvestment - FDAXX	0.14
12/31/13	Dividend - FDAXX	0.14
12/31/13	Dividend Reinvestment - FDAXX	1.29
12/31/13	Dividend - FDAXX	1.29
12/31/13	Dividend Reinvestment - FDAXX	0.02

(consolidated view)

Filter by transaction type

TRANSACTIONS

Check All

Buy
 Capital Gains

Contributions
 Expenses

Income
 Other

Reinvestments
 Sells

Withdrawals

Export table data to an Excel spreadsheet

Date	Account	Type	Asset Name	Action	Price	Amount
12/31/13	Barker 529	Dividend Reinvestment	PRIME FUND DAILY MONEY CLASS	Dividend Reinvestment	1.0	0.1
12/31/13	Barker 529	Dividend	PRIME FUND DAILY MONEY CLASS	Dividend	--	0.1
12/31/13	Barker Children	Dividend Reinvestment	FIDELITY CASH RESERVES	Dividend Reinvestment	1.0	0.4
12/31/13	Barker Children	Dividend	FIDELITY CASH RESERVES	Dividend	--	0.4
12/30/13	Barker Children	Cash Deposit	CASH	Cash Deposit	1.0	3,097.7
12/30/13	Barker Children	Buy	FIDELITY CASH RESERVES	Buy Money Market	1.0	3,097.7
12/23/13	Barker Children	Sale	FIDELITY CASH RESERVES	Sale	1.0	30,244.2

(expanded view)

Transactions

[View All Transactions](#)

Return Date: 12/30/2013

Account Number:

Account Name: Barker Children

Asset Name: CASH

Symbol: CASH

Type: Cash Deposit

Action: Cash Deposit

Units: 3,097.7

Price: 1.0

Amount: 3,097.7

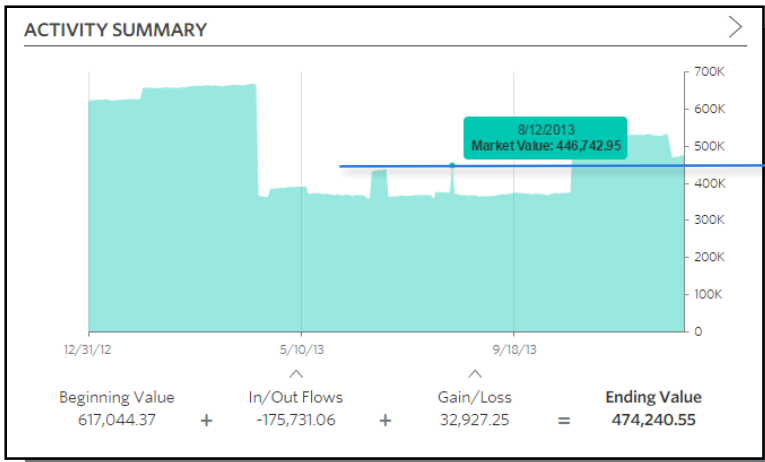
Custodian: National Financial

Custodial Description:

Notes:

Select individual transactions to view additional detail

Activity Summary: View activity and changes in your managed advisory accounts



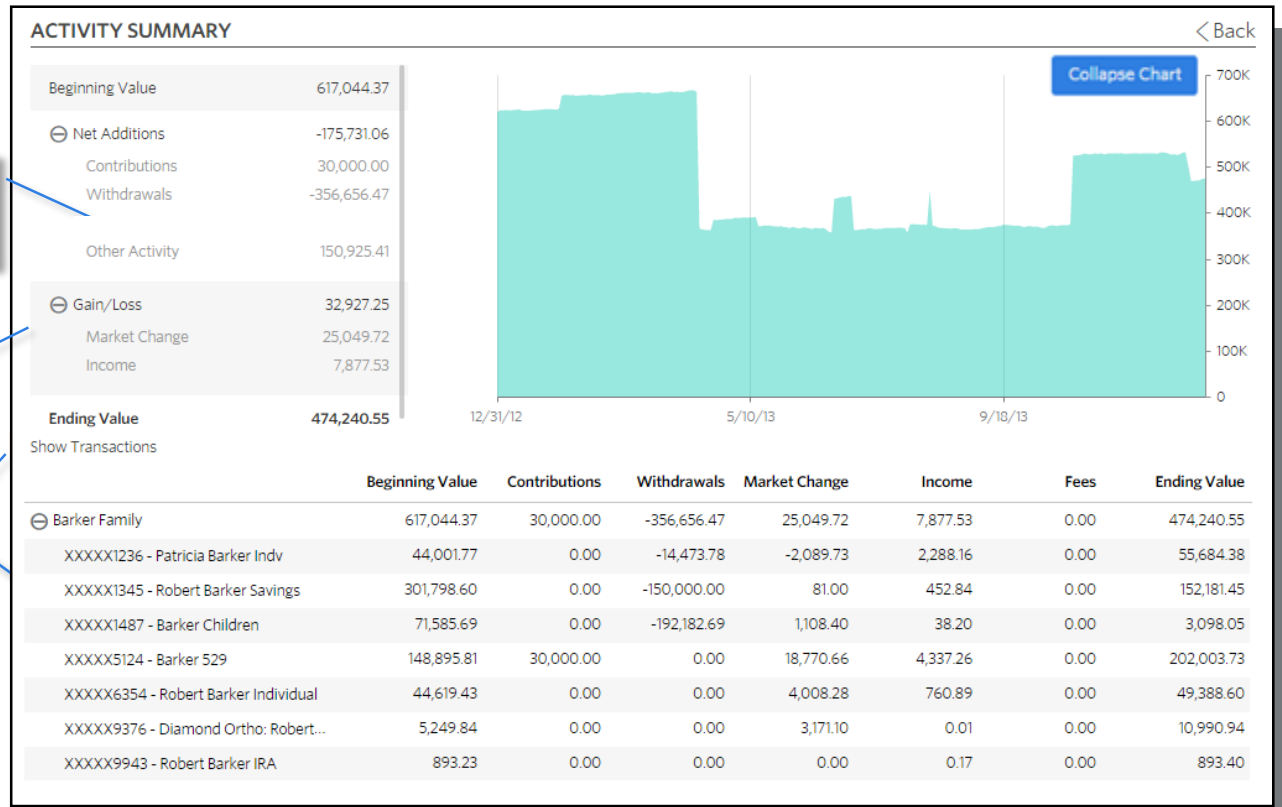
(consolidated view)

Hover to view the market value for a specific date

View breakout of additions and withdrawals

See income and performance breakouts

Toggle to view either account summary detail or transactions



(expanded view)

Login Problems: How to access your account if you have trouble signing in to the site

J_Investor

.....

Sign in

Trouble logging in? ▾

- Forgot password
- Forgot username
- Unlock account

Error! Invalid username and password combination.

Error! Your user account has been locked. Please click "Trouble logging in?" to unlock your account.

Select "Trouble logging in?" on the sign-in page for help

You will receive an email with a link to access the site

Follow the steps provided to resolve login issues

Please use the link below to reset your password:

<https://bd3.bdreporting.com/Auth/Default/ResetPassword/CtEU7X0gT0StVRVAlXJGdA>

This is a temporary link and will expire in 2 days.

If you did not request this password reset, please contact your administrator.

Thanks,
Black Diamond


--- This is an auto generated email. Please do not reply. ---

Mobile Access: Bookmark the Investor Experience on your mobile device.

Open the browser on your mobile device and navigate to: <https://bd3.bdreporting.com/Auth/wellsfainc/SignIn>

**Note: If using iOS, you must use Safari to add Investor Experience to the Home Screen*

iPhone/iPad

- 1) Login with your username and password
- 2) Select the  icon
- 3) Select “Add to Home Screen”
- 4) Select “Add”

Android

- 1) Login with your username and password
- 2) Select the [:] icon
- 3) Select “Add to Home Screen”
- 4) Select “Add”

Information Security

We take your privacy seriously and this platform has implemented strong security measures and data protection policies. All investment data and documents are stored in high-security data centers with multiple layers of protection in place. Information on this site is read-only and follows relevant federal and state privacy protection regulations.