

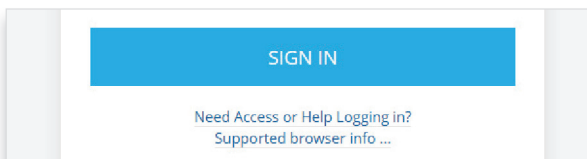
Website Support

A guide for requesting access to BrinkerCapital.com, now with two-factor authentication.

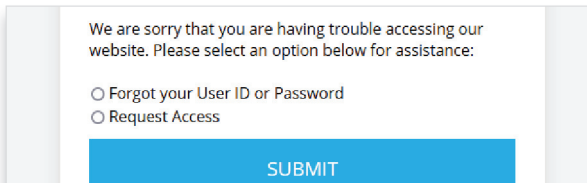
- 1 Go to BrinkerCapital.com and click on the log in button in the upper right corner



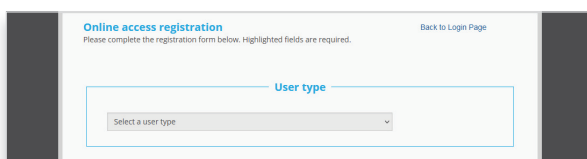
- 2 Click on the blue hyperlink: Need Access or Help Logging in?



- 3 Select the 2nd option: Request Access



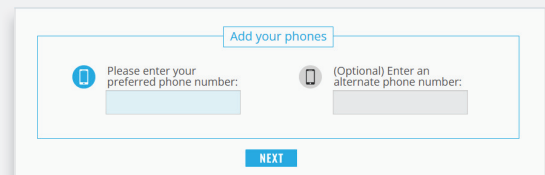
- 4 Complete the required information and click submit. You will receive two emails from webmaster@brinkercapital.com regarding your access.



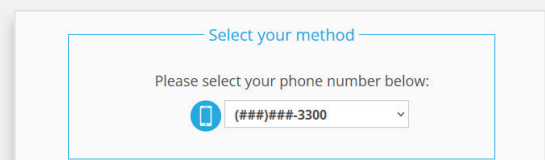
Added layer of security

When logging in for the first time on a new device, you will be prompted to follow these additional steps.

- 5 Enter a trusted phone number to receive your verification code.



- 6 Select the phone number and method to receive your security code.



- 7 Type the code into the login verification to log into Brinkercapital.com

