



## MAIORANO & ASSOCIATES, INC.

*Helping Provide for a Sound Financial Future*

8754 Bay 16<sup>th</sup> Street, Brooklyn, NY 11214

7 Main Street Sidney, NY 13838 (BY APPOINTMENT ONLY)

TEL: (718)331-3700

FAX: (718)331-1290.

### Quarterly Economic Update Third Quarter 2025

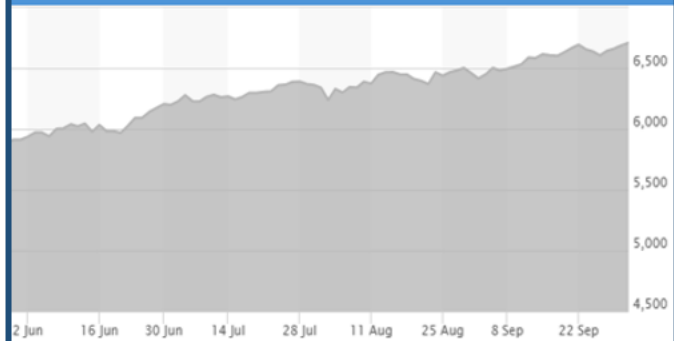
Resilience illustrates the ability to withstand challenges or recover quickly from difficult conditions. Resilience can also be used to describe U.S. equity performance over the past year—including the third quarter, as markets surged past record highs despite numerous potential sources of volatility.

Largely fueled by optimistic investor sentiment around the AI boom, robust corporate earnings, and expectations of further interest rate cuts, the U.S. stock market continued its bull run that began in early 2023. The artificial intelligence (AI) boom is continuing to drive growth in the technology sector, dominated by the “Magnificent 7” (Alphabet, Amazon, Apple, Meta, Microsoft, Nvidia, and Tesla). In addition to the AI boom, strong corporate earnings and the Fed lowering interest rates for the first time this year also helped the market rally this quarter.

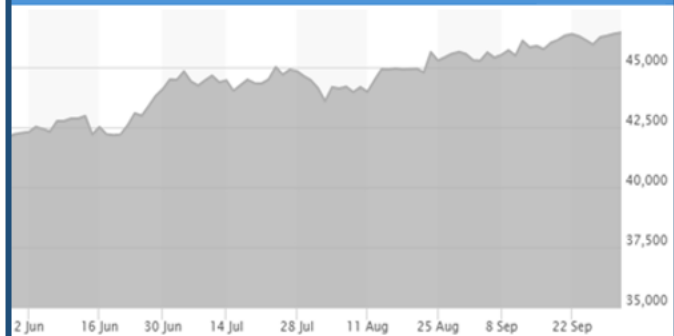
The S&P 500 gained 7.79% in the third quarter, closing at 6,688. Year-to-date, as of September 30, the S&P 500 is up almost 14%. The Dow Jones Industrial Average (DJIA) closed at a record high, gained 5.22% and ended the quarter at 46,397. Year-to-date, as of September 30, the DJIA is up over 9%.

#### S&P 500 and DJIA Quarter 3 2025

**S&P 500**      **6,688.46**      **+7.79%**



**DJIA**      **46,397.89**      **+5.22%**



#### MONEY RATE

(as posted in Barron's 09/29/2025)

	LATEST WEEK	YR AGO
Fed Funds Rate*	4.09%	4.83%
Bank Money Market <sup>z</sup>	0.56%	0.51%
12-month Certif <sup>z</sup>	1.96%	1.95%

<sup>z</sup> - Bankrate.com; \* - Average effective offer

(Source: Barron's; bankrate.com)

Since the recovery from the quick correction we saw in April, the market has rallied. While the market continues to rise and investors have a bullish outlook, there is still a backdrop of caution and uncertainty. The impact of a slowing labor market, the consequences of elevated stock valuations, a possible market bubble in AI and tech stocks, and potential economic instability, can potentially dampen investor enthusiasm.

During the third quarter, the U.S. job market showed signs of cooling but remained strong. As of August, the unemployment rate was slightly elevated to 4.3%, the highest in nearly four years and a prolonged government shutdown could increase this rate in the near future. *(Source: Bureau of Labor Statistics; 9/5/25)*

**Overall, the data continues to support a positive long-term view for equities, however there is still an undercurrent of caution. As always, our role as financial professionals is to actively monitor developments and confirm that your portfolio remains aligned with your time horizon, risk tolerance, and financial goals. Our commitment is to keep you informed, proactive, and resilient—just like the markets themselves.**

## Inflation & Interest Rates

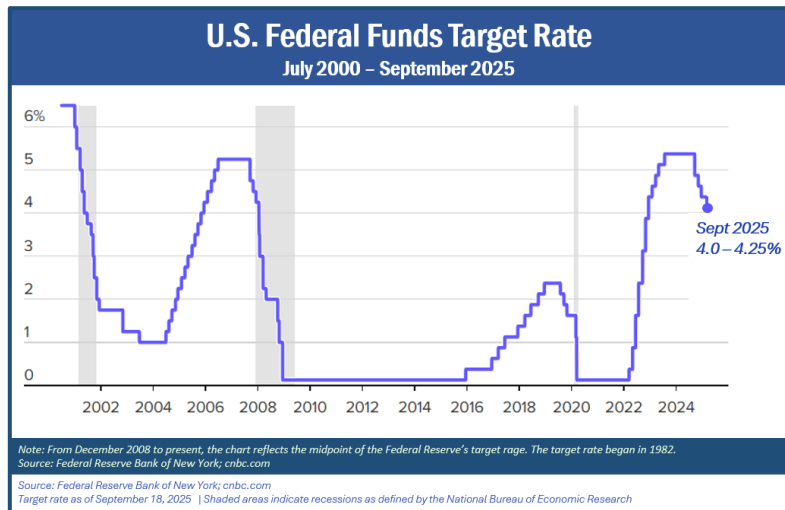
### Key Points:

- Interest rates were lowered by 25 basis points down to 4.0 – 4.25% in September, the first rate cut for the year.
- The Fed is currently forecasting more rate cuts for 2025.

## KEY TAKEAWAYS

- Despite periods of volatility, equities continued to reach record highs in the third quarter. The rally was fueled by the rapid growth of artificial intelligence, a resilient labor market, consistently strong corporate earnings, and the Federal Reserve's move toward easing rates.
- In September, The Fed reduced the federal funds rate by 25 basis points to a range of 4.0%–4.25%, with expectations of additional cuts later this year.
- Inflation remained stagnant during the third quarter. In July and August, the Personal Consumption Expenditure (PCE) held steady at 2.9%.
- Traditionally viewed as a safer haven, bonds experienced some volatility of their own during the third quarter.
- While we remain optimistic, we continue to monitor potential headwinds, including the effects of new tax legislation, tariff impacts on consumer spending, the path of inflation and interest rates, and heightened geopolitical uncertainty.
- Focusing on your long-term goals and staying the course of a well-guided plan can help you stay grounded and confident during these times of uncertainty.
- ***We are here for you. Please reach out with any questions or concerns—your financial well-being is always our priority.***

- The core Personal Consumption Expenditure (PCE) remained steady at



## 2.9% in August.

In its September 17, 2025, press release, the Federal Reserve noted: “Recent indicators suggest that growth of economic activity moderated in the first half of the year. Job gains have slowed, and the unemployment rate has edged up but remains low. Inflation has moved up and remains somewhat elevated.” (Source: Federal Reserve Press Release, 9/17/25)

In response to this economic landscape, the Federal Open Market Committee (FOMC) voted in September to lower interest rates for the first time in 2025, establishing a new target range of 4.0% to 4.25%. Equity markets reacted positively to this news, with major indexes reaching record highs. (Source: finance.yahoo.com, 9/18/25)

Looking ahead, there are two more FOMC meetings scheduled for the remainder of 2025. While uncertainty surrounding the economic outlook persists, the Fed has indicated that additional rate cuts are possible this year, though not guaranteed. The Committee reaffirmed its long-term objectives of achieving maximum

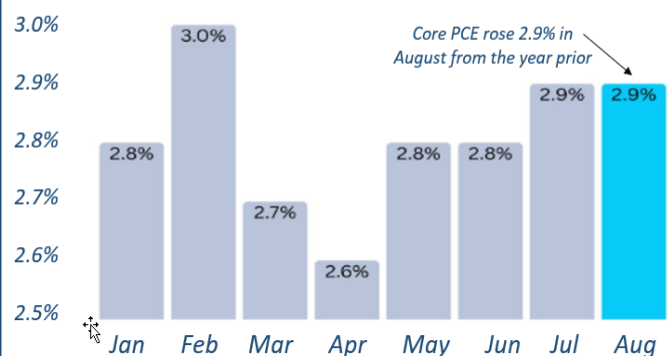
employment and 2% inflation—goals that have become challenging amidst persistent inflationary pressures and a resilient labor market. As Fed Chair Jerome Powell stated, “There is no risk-free path,” implying that aggressive cuts could fuel inflation, while maintaining high rates for too long could negatively impact unemployment. (Source: Associated Press; 9/24/2025)

In August, the core Personal Consumption Expenditure (PCE) remained steady at 2.9%. The annual Consumer Price Index (CPI) which excludes food and energy was 3.1%, according to the Bureau of Labor Statistics. Goods prices increased 0.1% while services rose 0.3%. Food showed a gain of 0.5% while energy goods and services jumped 0.8%. Housing costs posted a 0.4% rise. Consumers remain resilient despite some rising prices due to tariffs. While tariffs have created less of a threat than previously thought, their lingering effects are still a concern. (Source: cnbc.com; 9/29/25)

## August Inflation Holds in Line with Estimates

Core PCE rose 2.9% year-over-year,  
and consumer spending increased \$129.2 billion.

Year-over-Year Change in Personal Consumption Expenditure (PCE) Price Index for 2025



Source: U.S. Bureau of Labor Statistics

**Movements in interest and inflation rates are critical for investors' financial planning, and we will continue to closely monitor these key economic indicators.**

Treasury yielded 4.172%, up by 2 basis points. The short-term 2-year Treasury rose to 3.661% and the 30-year treasury yielded less than a basis point lower at 4.749%.

Treasury Par Yield Curve Rates											
January 2, 2025				June 30, 2025				September 29, 2025			
5-year	10-year	20-year	30-year	5-year	10-year	20-year	30-year	5-year	10-year	20-year	30-year
4.38%	4.57%	4.86%	4.79%	3.79%	4.24%	4.79%	4.78%	3.74%	4.15%	4.69%	4.71%
Treasury.gov											

## The Bond Market and Treasury Yields

### Key Points:

- **Bonds, which can be viewed as a safer haven for volatility, were not exempt from volatility in the third quarter.**
- **Like many things, the direction of bond yields remains unclear. However, with the Fed anticipating lowering interest rates this year, we could see existing bonds rising in value.**

Bonds are typically a more stable option for investors during times of uncertainty. Lately, however, bonds have been reactive. U.S. Treasury markets responded more cautiously than equities to the Federal Reserve's rate cut. The yield on the benchmark 10-year Treasury note briefly fell below 4% before rebounding. Bond yields ultimately moved higher, reflecting investor concerns that inflation could accelerate. Rising inflation erodes the real value of future interest payments and diminishes the purchasing power of invested principal. *(Source: Barron's, 9/19/25)*

As the quarter ended, Treasury yields responded favorably to the solid data of the U.S. economy. On August 25, the 10-year

The benchmark 10-year treasury yield settled at 4.12% to end the quarter, while the 20- and 30-year ended at 4.58% and 4.73% respectively. *(Source: treasury.gov resource center)*

When bond prices rise (demand for bonds goes up), yields fall; when prices fall, yields rise. Currently, like many things, the direction of bond yields remains unclear.

We consider using bonds when they are appropriate for portfolios, and when we do, there are several things we take into consideration, including a client's risk tolerance, time horizon, and overall investment goals. Bonds can be an integral part of a well-diversified portfolio and offer stability during times of market decline. However, please remember, while diversification in your portfolio can help you pursue your goals, it does not ensure a profit or guarantee against loss.

## Investor's Outlook

### Key Points:

- **Historically, the fourth quarter has been the strongest performing quarter for the S&P 500 since 1950.**
- **Vigilance is critical for the savvy investor, as volatility remains.**

## Average Returns for the S&P 500 Since 1950 (By Quarter)

	Average Return	Probability of posting quarterly gain
Q1	2.1%	63.5%
Q2	2%	62.2%
Q3	0.6%	60.8%
Q4	4.2%	79.5%

Source: CNBC analysis of FactSet data

**Proceeding with caution and having a proactive planning approach that includes an emergency fund and a well-diversified portfolio that takes into consideration your risk tolerance and time horizon is still advised. A long-term approach to your financial goals and avoiding diversions is typically the best path.**

While no one has a crystal ball, and past results do not reflect future ones, it's interesting to note that based on historical data for the S&P 500 index, the fourth quarter has been the strongest-performing quarter for equities. Since 1950, it has delivered the highest average return and the highest probability of posting a gain. Seasonal factors like holiday spending, corporate earnings releases, year-end capital inflows, and portfolio rebalancing contribute to this strength. (Source: *finance.yahoo.com*; 9/25/25)

The chart in this report reflects returns since 1950, which include several very difficult fourth quarters, including October of 1987 when the market collapsed and had its worst single day in history. When studying the returns, 80% of the time, the fourth quarter ended the respective year on a high note.

Many continuing uncertainties surround the economic environment, and our goal is to continue to focus on key factors that could affect your personal situation. While investor sentiment is optimistic, there are some notable risks, including overvaluation, stubborn inflation, and geopolitical tensions. Key items to continue watching as we finish the year are:

- **An economic slowdown.** The U.S. economy, while currently robust, is predicted to slow down. Key indicators such as labor statistics, consumer spending, and corporate earnings will help determine our economic trajectory. Although the likelihood of a deep recession is low, if growth slows more than anticipated, the risk of a recession could increase.
- **The direction of inflation and interest rates.** Tariffs have not significantly affected inflation as initially thought; however, inflation



remains high. The Federal Reserve's goal of a 2% inflation rate continues to be elusive, and they are projecting potential interest rate cuts this year. If inflation does not moderate, the Fed may face challenges in continuing these cuts, with labor data being a critical indicator to watch.

- **Overvalued Stocks.** Concerns are growing that we could possibly see a modern-day version of the dot-com bubble burst from 2000. The so-called "Magnificent 7" stocks make up more than one-third of the total market capitalization of the S&P 500 and may be vulnerable to a potential bubble in AI-related stocks.
- **The new tax law.** The "One Big Beautiful Bill Act" was signed into law on July 4, 2025, aiming to revitalize the economy, provide tax savings for Americans, create jobs, boost domestic investment, and enhance long-term economic growth. Many taxpayers have questions about how these new tax laws may impact them. If you'd like to discuss this further, please reach out to us.
- **Geopolitical conflict.** The global economy remains in a delicate position, with ongoing tensions in the



Middle East and the unresolved Russia-Ukraine conflict adding to the uncertainty.

As the saying goes, "Everything is fine until it's not." Volatility is still prevalent and may continue for some time. As we look to the future, being vigilant is crucial for savvy investors. Remember, while volatility can have negative implications, it can also present opportunities. As the investing legend Warren Buffet once said, "Be fearful when others are greedy, and greedy when others are fearful." Therefore, we would like to remind you once again that equities are long-term investments.

2025 continues to be a year of change for the U.S. As your financial stewards, we closely monitor areas that we believe are important to your financial well-being. We understand

**"Equities will do well over time –  
you just have to avoid getting excited  
when other people are getting excited."**

- Warren Buffet -



Investing requires emotional discipline, rational temperament, and restraint from the herd mentality.

that these changes can bring uncertainty, and we believe an informed client is the best kind. We will keep you updated on developments that could impact your personal situation.

As always, please inform us of any changes to your circumstances, including health issues, the sale of property, or adjustments to your risk tolerance or time horizon. We encourage you to share any concerns, ideas, or potential decisions with us before taking action. Financial choices often have tax implications and other considerations, therefore, the more we understand your

unique situation, the better positioned we are to offer tailored guidance.

Our commitment is to exceed your expectations by delivering exceptional service and maintaining consistent, meaningful communication throughout the year. **Our team is here to help you with every step of your journey toward your financial goals. Please feel free to reach out to us with any questions or concerns you may have. We greatly value the trust and confidence you place in our firm and look forward to continuing to serve you.**

## ***We want to help others like you!***

**Many of our best relationships have come through introductions from clients. We would be honored if you:**

- ✓ Add a name to our mailing list.
- ✓ Bring a guest to a workshop or join us for a webinar.
- ✓ Encourage someone to schedule a complimentary financial checkup.

**DO YOU KNOW ANYONE  
WHO COULD BENEFIT  
FROM OUR NEWSLETTERS**

**IF SO, ADD  
THEM TO OUR  
LIST!**



Please call **Maiorano & Associates Inc. at 718-331-3700**, and we'd be happy to explore how we can help them with their financial goals!

Securities offered through **Osaic Wealth, Inc.** member FINRA/SIPC. **Osaic Wealth** is separately owned and other entities and/or marketing names, products or services referenced here are independent of **Osaic Wealth**.