

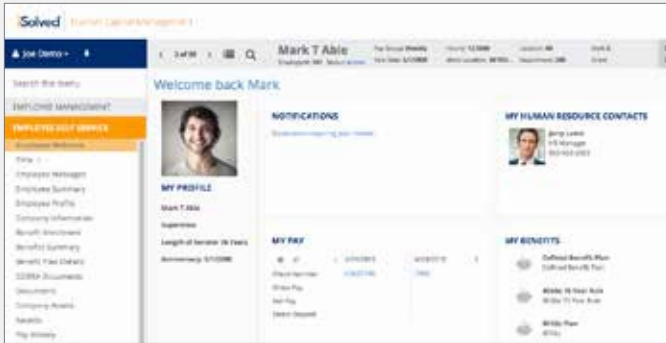
BRINGING HR & PAYROLL TOGETHER IN A UNIFIED TECHNOLOGY

By bringing the essential functions of Payroll and HR together, iSolved simplifies your people management. All critical functions are in one database. No more exporting, importing or clunky integrations. And, iSolved doesn't stop there. It easily scales to include time tracking, benefits enrollment, applicant tracking and onboarding if and when you need those as well.

iSolved lives in the cloud, so you can access it anywhere at any time. And, it's designed and built from the ground up, based on customer feedback - so you can get payroll done quickly and accurately. **No hassles.**

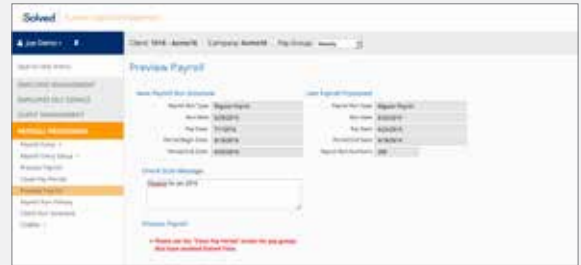
DASHBOARD

iSolved starts with your **Dashboard**. Here is the command center that allows you access to all other parts of iSolved.



PAYROLL PREVIEW

iSolved's full payroll preview puts you in **control**, alerting you to potential errors before you process. Plus, iSolved will calculate taxes with no headaches - even in multi-state situations or where you have complicated, layered local tax rates.



HUMAN RESOURCES

The HR section of iSolved is the central location in managing your employees' documentation, OSHA incidents and company assets. You can add expiration dates for certifications, performance reviews and more!

With iSolved you now have one technology that can do it all. Payroll. HR. Benefits. Time. All of your mission critical employee data in one place. **Now that's game changing.**

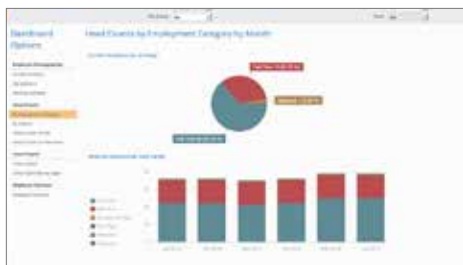
EXECUTIVE DASHBOARD

The Executive Dashboard is designed to provide high-level information and statistics in simple, user-friendly graphs and charts. This format allows executives and supervisors to instantly view data needed in making financial and compliance decisions. Data can also be drilled down by department or filtered by date range, so you can see just what you need in one place.

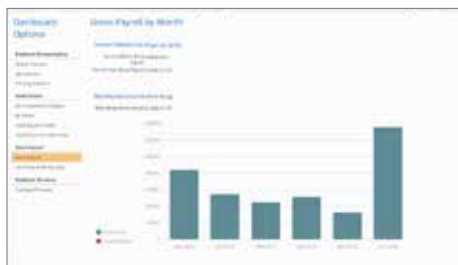


The Dashboard provides visibility into critical workforce intelligence, allowing executives to stay on top of trends and make informed decisions.

HEADCOUNTS



FINANCIAL SNAPSHOTS



DEMOGRAPHIC ANALYSIS



Instantly view your company's labor trends and metrics without needing to build reports or export data. With iSolved, your workforce data can be easily sorted by pay group, location, date range, department, employee type, etc.

REPORT WRITER



iSolved's Report Writer is easy to use. Really.

We've built a point, click and drop reporting system that is extremely simple to use.

Intelligence ... simplified. If you have fumbled with report scripting, writing SQL statements or searching for obtuse field labels all in a quest to view your HR and payroll information in the format you want, then this is the game changer you've waited for.



Start with commonly-used, predefined fields and then add in the fields you need - with a simple click. Decide you want to remove a field and it's gone with another click.

And the real magic?

Build formulas without crafting out complex mathematical statements. Simply choose and click. Build a formula in under a minute with confidence!













